



84000

FEATURES:

Wall hugger power recliners with full footrest. Manual adjustable headrest on all items. Seat cushions with shaped foam + 1" layer of memory foam on top; arm with memory foam. Stitching: Small thread in fabric & large flat thread in leather.

OPTIONS

*Motorized headrest: \$135 ea. *N/A on stationary items.

*Motorized headrest \$135 +** Lumbar support & heated back \$170= \$305 ea. (Only on recliner items with arm).

**Attn: with BACK 2: available only on 30"seat widths | with BACK 4: available only with 22" seat depth.

Battery Pack: \$135/ea.

Foam: Extra firm \$15/seat.

Arm 7: Choice of with or without "Wood Insert" in arm. If with wood insert, specify colour.

Leg on 7.25 Arm: Metal: LG064 square (chrome) or LG196 cylinder (Chrome or Matte Black). Wood: LG008 (specify color).

Seat Depth: 20" or 22".

HOME THEATRE Configurations

For Accessories, Cup holders & Configuration details, see page attached.

Accessory Dock : \$35 ea.

Cup Holders: Metal: \$40 ea. | LED lighted Cup Holder: \$40 ea. | *LED lighted Cup Holder with (1 or 2 motor) controls: \$55 ea.

*LED Light strip under seat: \$25/seat.

Description	L x D x H	Leather						Fabric		
		10	20	30 Bronx Hugo Illusion Tucson Utah Vintage Wild Laredo Yukon	40 Cavallo Princess Santiago Sensation Sunset Trina Victoria	50 Bull Cassiope Dublin	60 Caress Ultrasued	A	B COM	C alta
001 CHAIR	38x40x33/40	1670	1765	1860	1955	2050	2145	1365	1400	1435
002 LOVESEAT	62x40x33/40	2400	2505	2610	2715	2820	2925	1925	1985	2045
003 SOFA	86x40x33/40	2895	3040	3185	3330	3475	3620	2330	2415	2500
005 LOUNGE CHAIR RIGHT ARM	31x62x33/40	1570	1635	1700	1765	1830	1895	1255	1315	1375
009 ARMLESS LOVESEAT	47x40x33/40	1680	1750	1820	1890	1960	2030	1340	1405	1470
011 LOUNGE CHAIR LEFT ARM	31x62x33/40	1570	1635	1700	1765	1830	1895	1255	1315	1375
012 LOVESEAT LEFT ARM	54x40x33/40	2070	2160	2250	2340	2430	2520	1650	1710	1770
017 DOUBLE CHAIR	45x40x33/40	1760	1855	1950	2045	2140	2235	1410	1470	1530
021 APARTMENT SOFA NO ARM	61x40x33/40	1900	1985	2070	2155	2240	2325	1480	1560	1640
040 ARMLESS SOFA	71x40x33/40	2185	2280	2375	2470	2565	2660	1725	1810	1895
041 RECLINING CHAIR LEFT ARM	31x40x33/40	1680	1740	1800	1860	1920	1980	1430	1475	1520
042 RECLINING CHAIR RIGHT ARM	31x40x33/40	1680	1740	1800	1860	1920	1980	1430	1475	1520
044 RECLINER CHAIR	38x40x33/40	2025	2115	2205	2295	2385	2475	1710	1745	1780
051 ARMLESS CHAIR	23.5x40x33/40	970	1020	1070	1120	1170	1220	750	795	840
052 SOFA LEFT ARM	78x40x33/40	2560	2670	2780	2890	3000	3110	2035	2125	2215
053 SOFA RIGHT ARM	78x40x33/40	2560	2670	2780	2890	3000	3110	2035	2125	2215
056 CHAIR RIGHT ARM	31x40x33/40	1345	1400	1455	1510	1565	1620	1060	1105	1150
057 CHAIR LEFT ARM	31x40x33/40	1345	1400	1455	1510	1565	1620	1060	1105	1150



84000

FEATURES:

Wall hugger power recliners with full footrest. Manual adjustable headrest on all items. Seat cushions with shaped foam + 1" layer of memory foam on top; arm with memory foam. Stitching: Small thread in fabric & large flat thread in leather.

OPTIONS

*Motorized headrest: \$135 ea. *N/A on stationary items.

*Motorized headrest \$135 +** Lumbar support & heated back \$170= \$305 ea. (Only on recliner items with arm).

**Attn: with BACK 2: available only on 30"seat widths | with BACK 4: available only with 22" seat depth.

Battery Pack: \$135/ea.

Foam: Extra firm \$15/seat.

Arm 7: Choice of with or without "Wood Insert" in arm. If with wood insert, specify colour.

Leg on 7.25 Arm: Metal: LG064 square (chrome) or LG196 cylinder (Chrome or Matte Black). Wood: LG008 (specify color).

Seat Depth: 20" or 22".

HOME THEATRE Configurations

For Accessories, Cup holders & Configuration details, see page attached.

Accessory Dock : \$35 ea.

Cup Holders: Metal: \$40 ea. | LED lighted Cup Holder: \$40 ea. | *LED lighted Cup Holder with (1 or 2 motor) controls: \$55 ea.

*LED Light strip under seat: \$25/seat.

Description	L x D x H	Leather						Fabric		
		10	20	30 Bronx Hugo Illusion Tucson Utah Vintage Wild Laredo Yukon	40 Cavallo Princess Santiago Sensation Sunset Trina Victoria	50 Bull Cassiope Dublin	60 Caress Ultrasued	A	B COM	C alta
061 LOVESEAT RIGHT ARM	54x40x33/40	2070	2160	2250	2340	2430	2520	1650	1710	1770
071 ARMLESS RECLINING CHAIR	23.5x40x33/40	1305	1365	1425	1485	1545	1605	1120	1175	1230
095 APARTMENT SOFA	76x40x33/40	2605	2740	2875	3010	3145	3280	2090	2165	2240
096 APARTMENT SOFA LEFT ARM	68x40x33/40	2285	2390	2495	2600	2705	2810	1790	1865	1940
097 APARTMENT SOFA RIGHT ARM	68x40x33/40	2285	2390	2495	2600	2705	2810	1790	1865	1940
124 STORAGE OTTOMAN	30x22x17	665	690	715	740	765	790	580	590	600
138 STRAIGHT ARM	10x36x24.5	370	405	440	475	510	545	310	330	350
159 WEDGE STORAGE	11/27x36x24.5	675	700	725	750	775	800	515	530	545
160 STRAIGHT STORAGE	11x36x24.5	635	670	705	740	775	810	490	505	520
165 DOUBLE RECLINING CHAIR	45x40x33/40	2110	2200	2290	2380	2470	2560	1780	1845	1910
169 DOUBLE RECLINING CHAIR LEFT ARM	38x40x33/40	1775	1850	1925	2000	2075	2150	1490	1550	1610
170 DOUBLE RECLINING CHAIR RIGHT ARM	38x40x33/40	1775	1850	1925	2000	2075	2150	1490	1550	1610
171 ARMLESS DOUBLE RECLINING CHAIR	30.5x40x33/40	1400	1455	1510	1565	1620	1675	1185	1240	1295
173 DOUBLE LOUNGE CHAIR LEFT ARM	38x62x33/40	1700	1785	1870	1955	2040	2125	1365	1445	1525
174 DOUBLE LOUNGE CHAIR RIGHT ARM	38x62x33/40	1700	1785	1870	1955	2040	2125	1365	1445	1525
175 DOUBLE CHAIR LEFT ARM	38x40x33/40	1425	1495	1565	1635	1705	1775	1145	1205	1265
176 DOUBLE CHAIR RIGHT ARM	38x40x33/40	1425	1495	1565	1635	1705	1775	1145	1205	1265
177 ARMLESS DOUBLE CHAIR	30.5x40x33/40	1050	1115	1180	1245	1310	1375	815	875	935



84000

FEATURES:

Wall hugger power recliners with full footrest. Manual adjustable headrest on all items. Seat cushions with shaped foam + 1" layer of memory foam on top; arm with memory foam. Stitching: Small thread in fabric & large flat thread in leather.

OPTIONS

*Motorized headrest: \$135 ea. *N/A on stationary items.

*Motorized headrest \$135 +** Lumbar support & heated back \$170= \$305 ea. (Only on recliner items with arm).

**Attn: with BACK 2: available only on 30"seat widths | with BACK 4: available only with 22" seat depth.

Battery Pack: \$135/ea.

Foam: Extra firm \$15/seat.

Arm 7: Choice of with or without "Wood Insert" in arm. If with wood insert, specify colour.

Leg on 7.25 Arm: Metal: LG064 square (chrome) or LG196 cylinder (Chrome or Matte Black). Wood: LG008 (specify color).

Seat Depth: 20" or 22".

HOME THEATRE Configurations

For Accessories, Cup holders & Configuration details, see page attached.

Accessory Dock : \$35 ea.

Cup Holders: Metal: \$40 ea. | LED lighted Cup Holder: \$40 ea. | *LED lighted Cup Holder with (1 or 2 motor) controls: \$55 ea.

*LED Light strip under seat: \$25/seat.

Description	L x D x H	Leather						Fabric		
		10	20	30 Bronx Hugo Illusion Tucson Utah Vintage Wild Laredo Yukon	40 Cavallo Princess Santiago Sensation Sunset Trina Victoria	50 Bull Cassiope Dublin	60 Caress Ultrasued	A	B COM	C alta
190 SMALL WEDGE STORAGE	11/21x36x24.5	635	670	705	740	775	810	490	505	520
226 RECLINING LOUNGE CHAIR	38x62x33/40	2360	2425	2490	2555	2620	2685	2025	2085	2145
236 RECLINING LOUNGE CHAIR LEFT ARM	31x62x33/40	1985	2050	2115	2180	2245	2310	1715	1775	1835
237 RECLINING LOUNGE CHAIR RIGHT ARM	31x62x33/40	1985	2050	2115	2180	2245	2310	1715	1775	1835
238 RECLINING DBL LOUNGE CHAIR L-ARM	38x62x33/40	2115	2200	2285	2370	2455	2540	1790	1870	1950
239 RECLINING DBL LOUNGE CHAIR R-ARM	38x62x33/40	2115	2200	2285	2370	2455	2540	1790	1870	1950
240 RECLINING DBL LOUNGE CHAIR NO ARM	30.5x62x33/40	1740	1825	1910	1995	2080	2165	1485	1565	1645
242 RECLING LOUNGE CHAIR NO ARM	23.5x62x33/40	1610	1675	1740	1805	1870	1935	1405	1465	1525
248 RECLINING DBL LOUNGE CHAIR	45x62x33/40	2490	2575	2660	2745	2830	2915	2095	2175	2255
V51 WINE GLASS HOLDER	3.5 x 5.5 x 6.5	35	35	35	35	35	35	35	35	35
V52 PLASTIC SWIVEL TRAY	13 3/8 x 9 5/8	35	35	35	35	35	35	35	35	35
V53 WOOD IMITATION SWIVEL TRAY	19 x 10	60	60	60	60	60	60	60	60	60
V54 TABLET HOLDER	4.5 x 8 x 10	40	40	40	40	40	40	40	40	40
V55 FLEXIBLE SHAFT LIGHT	1.5x5x14 pli�/bent	35	35	35	35	35	35	35	35	35



EXECUTIVE Jaymar

HOME THEATRE COLLECTION

TO CONFIGURE YOUR CHAIR, YOU MUST SELECT 1 BACK, 1 SEAT AND 1 ARM.

Ex: Model # 84 211

84 2 1 1
BACK SEAT ARM



BACK SELECTION



BACK 1
WITH MANUAL HEADREST
OR ELECTRIC *

*Optional Lumbar Support & Heated Back, available on :

- Seat Width: 23" or 30"
- Seat Depth: 20" or 22"



BACK 2
WITH MANUAL HEADREST
OR ELECTRIC *

*Optional Lumbar Support & Heated Back, available on :

- Seat Width: **30"** wide only
- Seat Depth: 20" or 22"



BACK 4
WITH MANUAL HEADREST
OR ELECTRIC *

*Optional Lumbar Support & Heated Back, available on :

- Seat Width: 23" or 30"
- Seat Depth: **22"** only

SEAT



SEAT 1
FULL LEG POWER RECLINER SEAT

ARM SELECTION, all 7,25" wide



ARM 1

ARM 6

ARM 7

ARM 8

ARM 9

ITEM 138 STRAIGHT CENTER ARM



ARM C1

ARM C6

ARM C7

ARM C8

ARM C9

*Available in straight storage (160), wedge storage (159), and small wedge storage (190).

SPECIFICATIONS

- MANUAL ADJUSTABLE HEADREST OR ELECTRIC HEADREST
- FULL LEG POWER RECLINER
- WALL HUGGER MECHANISM
- SHAPED FOAM & MEMORY FOAM
- LARGE FLAT THREAD FOR COVERS IN LEATHER



BACK & SEAT WIDTH AVAILABLE IN 23" OR 30"



30"



23"



20"



22"


SEAT DEPTH AVAILABLE IN 20" OR 22"



Jaymar 
Proudly designed and made in Canada

ACCESSORIES

Accessory Dock



Wine Glass Holder



LED Lamp



Tablet Device Holder



Swivel Tray Table
Plastic finish



Swivel Tray Table
Wood finish - Choice of color



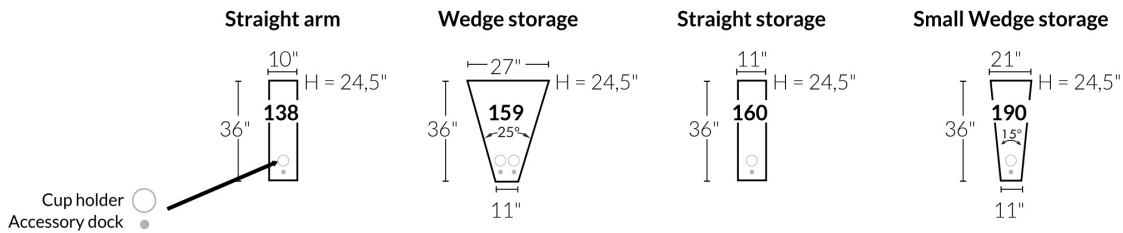
Items 138-159-160-190 and regular arm.

Accessory docks and cups are Optional.

Please specify on which arms you want the accessory docks and cup holders.

NB: Item 138-159-160-190 are unfinished on the sides, must be used between 2 seats.

Each storage item has 2 USB ports and one electrical outlet inside the storage.



CUP HOLDERS

Metallic - Matte black, silver or brown



LED illuminated - with or without control button (1 or 2 motors)



LED lighted Cupholder

LED lighted Cupholder
with single motor control,
USB port and LED
baserail.

LED lighted Cupholder
with double motor
control, USB port and
LED baserail.

N.A. with optional lumbar
support & heated back.

N.A. with optional lumbar
support & heated back.

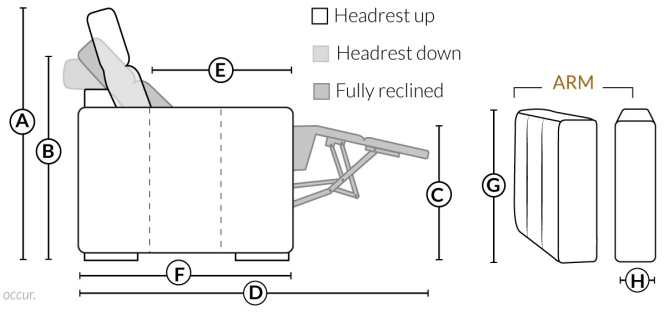


Jayman
HOME THEATRE COLLECTION

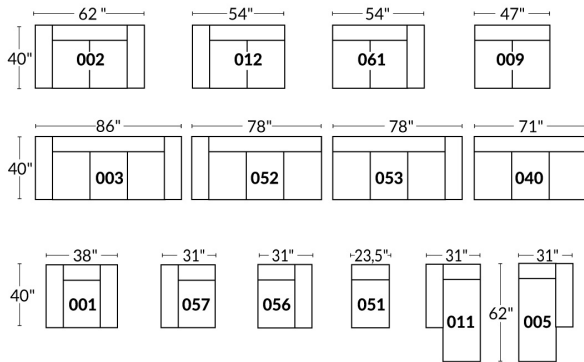
SPECIFICATIONS

- Ⓐ 40" Total Height
- Ⓑ 33" Height headrest down
- Ⓒ 19,5" Seat height
- Ⓓ 65" Depth fully reclined
- Ⓔ 20" or 22" Seat depth
- Ⓕ 37,5" Depth with headrest up
- Ⓖ 24,5" Arm Height
- Ⓗ 7,25" Arm Width

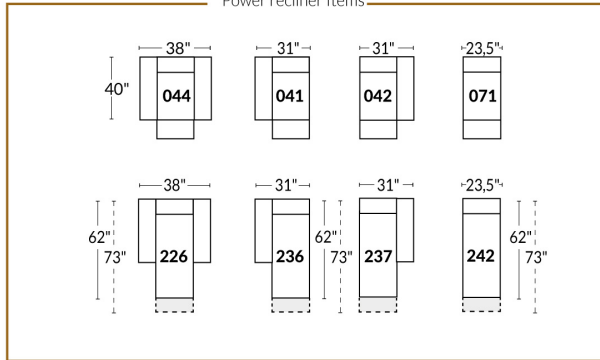
Our product is hand-made and minor variations can occur.



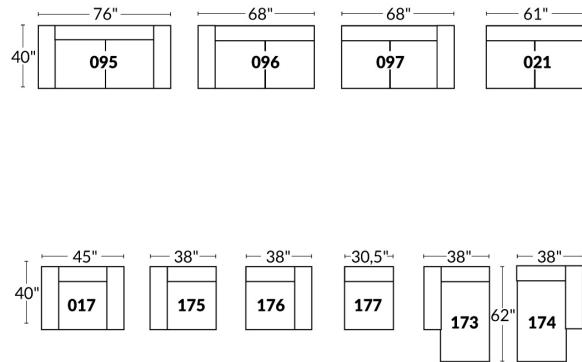
23" SEAT WIDTH



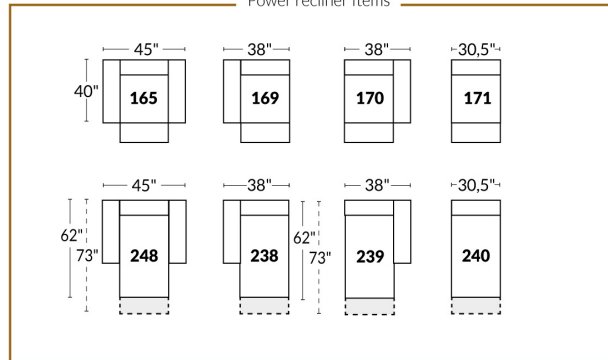
Power recliner Items



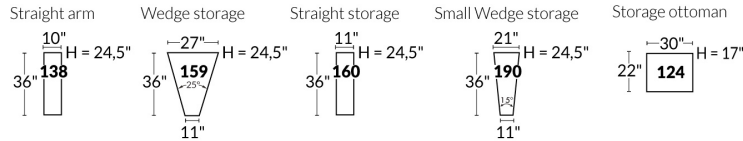
30" SEAT WIDTH



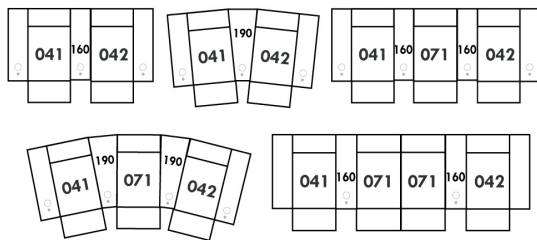
Power recliner Items



Others



23" EXAMPLES



30" EXAMPLES

