



## 84000

**FEATURES:**

Wall hugger power recliners with full footrest. Manual adjustable headrest on all items. Seat cushions with shaped foam + 1" layer of memory foam on top; arm with memory foam. Stitching: Small thread in fabric & large flat thread in leather.

**OPTIONS**

\*Motorized headrest: \$435 ea. \*N/A on stationary items.

\*Motorized headrest \$435 +\*\* Lumbar support & heated back \$545= \$980 ea. (Only on recliner items with arm).

\*\*Attn: with BACK 2: available only on 30"seat widths | with BACK 4: available only with 22" seat depth.

Battery Pack: \$435/ea.

Foam: Extra firm \$50/seat.

Arm 7: Choice of with or without "Wood Insert" in arm. If with wood insert, specify colour.

Leg on 7.25 Arm: Metal: LG064 square (chrome) or LG196 cylinder (Chrome or Matte Black). Wood: LG008 (specify color).

Seat Depth: 20" or 22".

**HOME THEATRE Configurations**

For Accessories, Cup holders & Configuration details, see page attached.

Accessory Dock : \$115 ea.

Cup Holders: Metal: \$130 ea. | LED lighted Cup Holder: \$130 ea. | \*LED lighted Cup Holder with (1 or 2 motor) controls: \$180 ea.

\*LED Light strip under seat: \$80/seat.

Description	L x D x H	Leather						Fabric		
		10	20	30 Bronx Hugo Illusion Tucson Utah Vintage Wild Laredo Yukon	40 Cavallo Princess Santiago Sensation Sunset Trina Victoria	50 Bull Cassiope Dublin	60 Caress Ultrasued	A	B COM	C alta
001 CHAIR	38x40x33/40	5345	5650	5955	6260	6560	6865	4370	4480	4595
002 LOVESEAT	62x40x33/40	7680	8020	8355	8690	9025	9360	6160	6355	6545
003 SOFA	86x40x33/40	9265	9730	10195	10660	11120	11585	7460	7730	8000
005 LOUNGE CHAIR RIGHT ARM	31x62x33/40	5025	5235	5440	5650	5860	6065	4020	4210	4400
009 ARMLESS LOVESEAT	47x40x33/40	5380	5600	5825	6050	6275	6500	4290	4500	4705
011 LOUNGE CHAIR LEFT ARM	31x62x33/40	5025	5235	5440	5650	5860	6065	4020	4210	4400
012 LOVESEAT LEFT ARM	54x40x33/40	6625	6915	7200	7490	7780	8065	5280	5475	5665
017 DOUBLE CHAIR	45x40x33/40	5635	5940	6240	6545	6850	7155	4515	4705	4900
021 APARTMENT SOFA NO ARM	61x40x33/40	6080	6355	6625	6900	7170	7440	4740	4995	5250
040 ARMLESS SOFA	71x40x33/40	6995	7300	7600	7905	8210	8515	5520	5795	6065
041 RECLINING CHAIR LEFT ARM	31x40x33/40	5380	5570	5760	5955	6145	6340	4580	4720	4865
042 RECLINING CHAIR RIGHT ARM	31x40x33/40	5380	5570	5760	5955	6145	6340	4580	4720	4865
044 RECLINER CHAIR	38x40x33/40	6480	6770	7060	7345	7635	7920	5475	5585	5700
051 ARMLESS CHAIR	23.5x40x33/40	3105	3265	3425	3585	3745	3905	2400	2545	2690
052 SOFA LEFT ARM	78x40x33/40	8195	8545	8900	9250	9600	9955	6515	6800	7090
053 SOFA RIGHT ARM	78x40x33/40	8195	8545	8900	9250	9600	9955	6515	6800	7090
056 CHAIR RIGHT ARM	31x40x33/40	4305	4480	4660	4835	5010	5185	3395	3540	3680
057 CHAIR LEFT ARM	31x40x33/40	4305	4480	4660	4835	5010	5185	3395	3540	3680



## 84000

**FEATURES:**

Wall hugger power recliners with full footrest. Manual adjustable headrest on all items. Seat cushions with shaped foam + 1" layer of memory foam on top; arm with memory foam. Stitching: Small thread in fabric & large flat thread in leather.

**OPTIONS**

\*Motorized headrest: \$435 ea. \*N/A on stationary items.

\*Motorized headrest \$435 +\*\* Lumbar support & heated back \$545= \$980 ea. (Only on recliner items with arm).

\*\*Attn: with BACK 2: available only on 30"seat widths | with BACK 4: available only with 22" seat depth.

Battery Pack: \$435/ea.

Foam: Extra firm \$50/seat.

Arm 7: Choice of with or without "Wood Insert" in arm. If with wood insert, specify colour.

Leg on 7.25 Arm: Metal: LG064 square (chrome) or LG196 cylinder (Chrome or Matte Black). Wood: LG008 (specify color).

Seat Depth: 20" or 22".

**HOME THEATRE Configurations**

For Accessories, Cup holders & Configuration details, see page attached.

Accessory Dock : \$115 ea.

Cup Holders: Metal: \$130 ea. | LED lighted Cup Holder: \$130 ea. | \*LED lighted Cup Holder with (1 or 2 motor) controls: \$180 ea.

\*LED Light strip under seat: \$80/seat.

Description	L x D x H	Leather						Fabric		
		10	20	30 Bronx Hugo Illusion Tucson Utah Vintage Wild Laredo Yukon	40 Cavallo Princess Santiago Sensation Sunset Trina Victoria	50 Bull Cassiope Dublin	60 Caress Ultrasued	A	B COM	C alta
061 LOVESEAT RIGHT ARM	54x40x33/40	6625	6915	7200	7490	7780	8065	5280	5475	5665
071 ARMLESS RECLINING CHAIR	23.5x40x33/40	4180	4370	4560	4755	4945	5140	3585	3760	3940
095 APARTMENT SOFA	76x40x33/40	8340	8770	9200	9635	10065	10500	6690	6930	7170
096 APARTMENT SOFA LEFT ARM	68x40x33/40	7315	7650	7985	8320	8660	8995	5730	5970	6210
097 APARTMENT SOFA RIGHT ARM	68x40x33/40	7315	7650	7985	8320	8660	8995	5730	5970	6210
124 STORAGE OTTOMAN	30x22x17	2130	2210	2290	2370	2450	2530	1860	1890	1920
138 STRAIGHT ARM	10x36x24.5	1185	1300	1410	1520	1635	1745	995	1060	1120
159 WEDGE STORAGE	11/27x36x24.5	2160	2240	2320	2400	2480	2560	1650	1700	1745
160 STRAIGHT STORAGE	11x36x24.5	2035	2145	2260	2370	2480	2595	1570	1620	1665
165 DOUBLE RECLINING CHAIR	45x40x33/40	6755	7040	7330	7620	7905	8195	5700	5905	6115
169 DOUBLE RECLINING CHAIR LEFT ARM	38x40x33/40	5680	5920	6160	6400	6640	6880	4770	4960	5155
170 DOUBLE RECLINING CHAIR RIGHT ARM	38x40x33/40	5680	5920	6160	6400	6640	6880	4770	4960	5155
171 ARMLESS DOUBLE RECLINING CHAIR	30.5x40x33/40	4480	4660	4835	5010	5185	5360	3795	3970	4145
173 DOUBLE LOUNGE CHAIR LEFT ARM	38x62x33/40	5440	5715	5985	6260	6530	6800	4370	4625	4880
174 DOUBLE LOUNGE CHAIR RIGHT ARM	38x62x33/40	5440	5715	5985	6260	6530	6800	4370	4625	4880
175 DOUBLE CHAIR LEFT ARM	38x40x33/40	4560	4785	5010	5235	5460	5680	3665	3860	4050
176 DOUBLE CHAIR RIGHT ARM	38x40x33/40	4560	4785	5010	5235	5460	5680	3665	3860	4050
177 ARMLESS DOUBLE CHAIR	30.5x40x33/40	3360	3570	3780	3985	4195	4400	2610	2800	2995



## 84000

**FEATURES:**

Wall hugger power recliners with full footrest. Manual adjustable headrest on all items. Seat cushions with shaped foam + 1" layer of memory foam on top; arm with memory foam. Stitching: Small thread in fabric & large flat thread in leather.

**OPTIONS**

\*Motorized headrest: \$435 ea. \*N/A on stationary items.

\*Motorized headrest \$435 +\*\* Lumbar support & heated back \$545= \$980 ea. (Only on recliner items with arm).

\*\*Attn: with BACK 2: available only on 30"seat widths | with BACK 4: available only with 22" seat depth.

Battery Pack: \$435/ea.

Foam: Extra firm \$50/seat.

Arm 7: Choice of with or without "Wood Insert" in arm. If with wood insert, specify colour.

Leg on 7.25 Arm: Metal: LG064 square (chrome) or LG196 cylinder (Chrome or Matte Black). Wood: LG008 (specify color).

Seat Depth: 20" or 22".

**HOME THEATRE Configurations**

For Accessories, Cup holders & Configuration details, see page attached.

Accessory Dock : \$115 ea.

Cup Holders: Metal: \$130 ea. | LED lighted Cup Holder: \$130 ea. | \*LED lighted Cup Holder with (1 or 2 motor) controls: \$180 ea.

\*LED Light strip under seat: \$80/seat.

Description	L x D x H	Leather						Fabric		
		10	20	30 Bronx Hugo Illusion Tucson Utah Vintage Wild Laredo Yukon	40 Cavallo Princess Santiago Sensation Sunset Trina Victoria	50 Bull Cassiope Dublin	60 Caress Ultrasued	A	B COM	C alta
190 SMALL WEDGE STORAGE	11/21x36x24.5	2035	2145	2260	2370	2480	2595	1570	1620	1665
226 RECLINING LOUNGE CHAIR	38x62x33/40	7555	7760	7970	8180	8385	8595	6480	6675	6865
236 RECLINING LOUNGE CHAIR LEFT ARM	31x62x33/40	6355	6560	6770	6980	7185	7395	5490	5680	5875
237 RECLINING LOUNGE CHAIR RIGHT ARM	31x62x33/40	6355	6560	6770	6980	7185	7395	5490	5680	5875
238 RECLINING DBL LOUNGE CHAIR L-ARM	38x62x33/40	6770	7040	7315	7585	7860	8130	5730	5985	6240
239 RECLINING DBL LOUNGE CHAIR R-ARM	38x62x33/40	6770	7040	7315	7585	7860	8130	5730	5985	6240
240 RECLINING DBL LOUNGE CHAIR NO ARM	30.5x62x33/40	5570	5840	6115	6385	6660	6930	4755	5010	5265
242 RECLING LOUNGE CHAIR NO ARM	23.5x62x33/40	5155	5360	5570	5780	5985	6195	4500	4690	4880
248 RECLINING DBL LOUNGE CHAIR	45x62x33/40	7970	8240	8515	8785	9060	9330	6705	6960	7220
V51 WINE GLASS HOLDER	3.5 x 5.5 x 6.5	115	115	115	115	115	115	115	115	115
V52 PLASTIC SWIVEL TRAY	13 3/8 x 9 5/8	115	115	115	115	115	115	115	115	115
V53 WOOD IMITATION SWIVEL TRAY	19 x 10	195	195	195	195	195	195	195	195	195
V54 TABLET HOLDER	4.5 x 8 x 10	130	130	130	130	130	130	130	130	130
V55 FLEXIBLE SHAFT LIGHT	1.5x5x14 pli�/bent	115	115	115	115	115	115	115	115	115



**EXECUTIVE**  
**Jaymar**  
HOME THEATRE COLLECTION

TO CONFIGURE YOUR CHAIR, YOU MUST SELECT 1 BACK, 1 SEAT AND 1 ARM.

Ex: Model # 84 211

**84** **2** **1** **1**  
BACK SEAT ARM



**BACK SELECTION**



BACK 1  
WITH MANUAL HEADREST  
OR ELECTRIC \*

\*Optional Lumbar Support & Heated Back, available on :

- Seat Width: 23" or 30"
- Seat Depth: 20" or 22"



BACK 2  
WITH MANUAL HEADREST  
OR ELECTRIC \*

\*Optional Lumbar Support & Heated Back, available on :

- Seat Width: **30"** wide only
- Seat Depth: 20" or 22"



BACK 4  
WITH MANUAL HEADREST  
OR ELECTRIC \*

\*Optional Lumbar Support & Heated Back, available on :

- Seat Width: 23" or 30"
- Seat Depth: **22"** only

**SEAT**



SEAT 1  
FULL LEG POWER RECLINER SEAT

**ARM SELECTION, all 7,25" wide**



ARM 1

ARM 6

ARM 7

ARM 8

ARM 9



ARM C1

ARM C6

ARM C7

ARM C8

ARM C9

**ITEM 138 STRAIGHT CENTER ARM**

\*Available in straight storage (160), wedge storage (159), and small wedge storage (190).

**SPECIFICATIONS**

- MANUAL ADJUSTABLE HEADREST OR ELECTRIC HEADREST
- FULL LEG POWER RECLINER
- WALL HUGGER MECHANISM
- SHAPED FOAM & MEMORY FOAM
- LARGE FLAT THREAD FOR COVERS IN LEATHER



**BACK & SEAT WIDTH AVAILABLE IN 23" OR 30"**

---



30"



23"



**SEAT DEPTH AVAILABLE IN 20" OR 22"**

---



20"




22"

**Jaymar.**   
Proudly designed and made in Canada



## ACCESSORIES

Accessory Dock



Wine Glass Holder



LED Lamp



Tablet Device Holder



Swivel Tray Table  
Plastic finish



Swivel Tray Table  
Wood finish - Choice of color



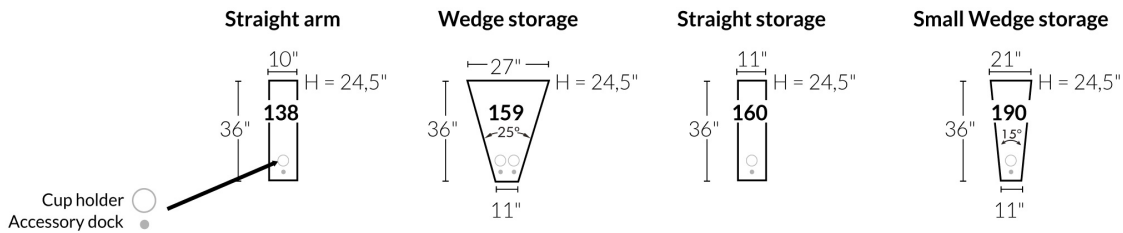
### Items 138-159-160-190 and regular arm.

Accessory docks and cups are Optional.

Please specify on which arms you want the accessory docks and cup holders.

NB: Item 138-159-160-190 are unfinished on the sides, must be used between 2 seats.

Each storage item has 2 USB ports and one electrical outlet inside the storage.



## CUP HOLDERS

Metallic - Matte black, silver or brown



LED illuminated - with or without control button (1 or 2 motors)



LED lighted Cupholder

LED lighted Cupholder  
with single motor control,  
USB port and LED  
baserail.

LED lighted Cupholder  
with double motor  
control, USB port and  
LED baserail.

N.A. with optional lumbar  
support & heated back.

N.A. with optional lumbar  
support & heated back.

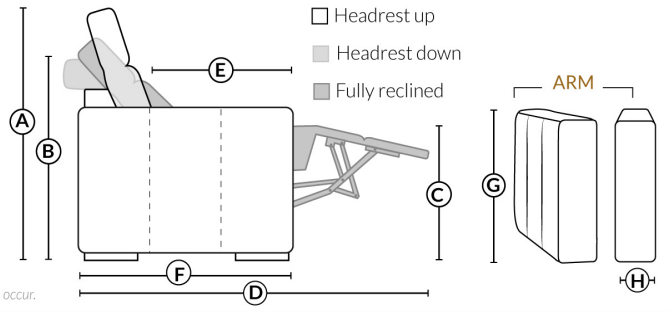


**Jayman**  
HOME THEATRE COLLECTION

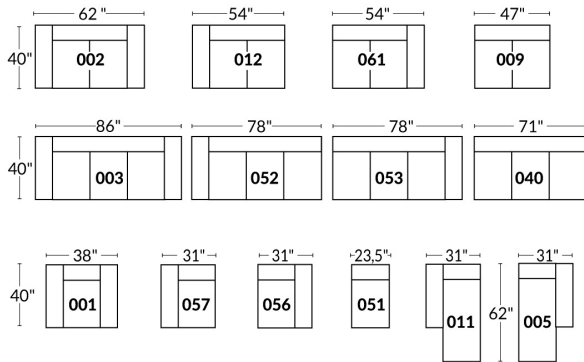
## SPECIFICATIONS

- Ⓐ 40" Total Height
- Ⓑ 33" Height headrest down
- Ⓒ 19,5" Seat height
- Ⓓ 65" Depth fully reclined
- Ⓔ 20" or 22" Seat depth
- Ⓕ 37,5" Depth with headrest up
- Ⓖ 24,5" Arm Height
- Ⓗ 7,25" Arm Width

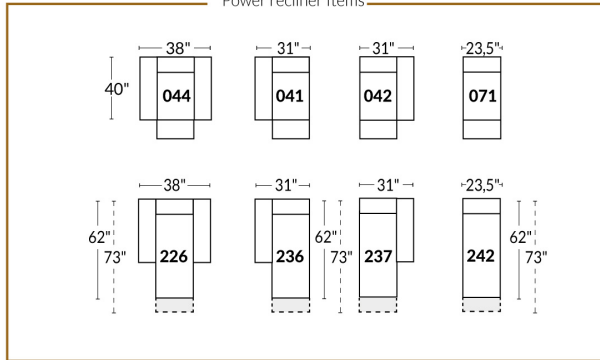
*Our product is hand-made and minor variations can occur.*



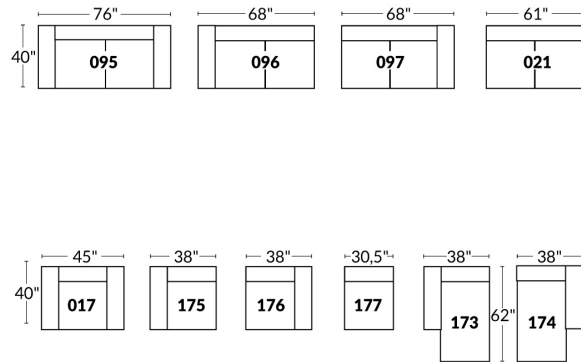
### 23" SEAT WIDTH



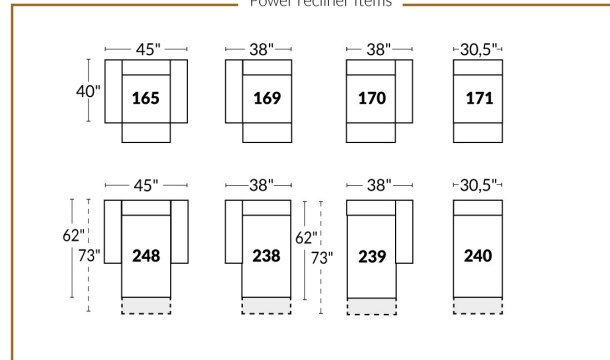
#### Power recliner Items



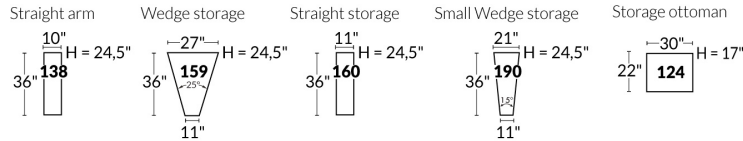
### 30" SEAT WIDTH



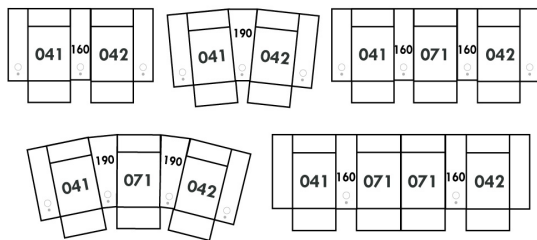
#### Power recliner Items



#### Others



### 23" EXAMPLES



### 30" EXAMPLES

