

84000

FEATURES:

Wall hugger power recliners with full footrest. Manual adjustable headrest on all items. Seat cushions with shaped foam + 1" layer of memory foam on top; arm with memory foam. Stitching: Small thread in fabric & large flat thread in leather.

OPTIONS

*Motorized headrest: \$175 ea. *N/A on stationary items.

*Motorized headrest \$175 +** Lumbar support & heated back \$220= \$395 ea. (Only on recliner items with arm).

**Attn: with BACK 2: available only on 30"seat widths | with BACK 4: available only with 22" seat depth.

Battery Pack: \$175/ea.

Foam: Extra firm \$20/seat.

Arm 7: Choice of with or without "Wood Insert" in arm. If with wood insert, specify colour.

Leg on 7.25 Arm: Metal: LG064 square (chrome) or LG196 cylinder (Chrome or Matte Black). Wood: LG008 (specify color).

Seat Depth: 20" or 22".

HOME THEATRE Configurations

For Accessories, Cup holders & Configuration details, see page attached.

Accessory Dock : \$45 ea.

Cup Holders: Metal: \$55 ea. | LED lighted Cup Holder: \$55 ea. | *LED lighted Cup Holder with (1 or 2 motor) controls: \$75 ea.

*LED Light strip under seat: \$35/seat.

Description	L x D x H	Leather						Fabric		
		10	20	30 Bronx Hugo Illusion Tucson Utah Vintage Wild Laredo Yukon	40 Cavallo Princess Santiago Sensation Sunset Trina Victoria	50 Bull Cassiope Dublin	60 Caress Ultrasued	A	B COM	C alta
001 CHAIR	38x40x33/40	2140	2260	2385	2505	2625	2750	1750	1795	1840
002 LOVESEAT	62x40x33/40	3075	3210	3345	3480	3610	3745	2465	2545	2620
003 SOFA	86x40x33/40	3710	3895	4080	4265	4450	4635	2985	3095	3200
005 LOUNGE CHAIR RIGHT ARM	31x62x33/40	2010	2095	2180	2260	2345	2430	1610	1685	1760
009 ARMLESS LOVESEAT	47x40x33/40	2155	2240	2330	2420	2510	2600	1720	1800	1885
011 LOUNGE CHAIR LEFT ARM	31x62x33/40	2010	2095	2180	2260	2345	2430	1610	1685	1760
012 LOVESEAT LEFT ARM	54x40x33/40	2650	2765	2880	3000	3115	3230	2115	2190	2270
017 DOUBLE CHAIR	45x40x33/40	2255	2375	2500	2620	2740	2865	1805	1885	1960
021 APARTMENT SOFA NO ARM	61x40x33/40	2435	2545	2650	2760	2870	2980	1895	2000	2100
040 ARMLESS SOFA	71x40x33/40	2800	2920	3040	3165	3285	3405	2210	2320	2430
041 RECLINING CHAIR LEFT ARM	31x40x33/40	2155	2230	2305	2385	2460	2535	1835	1890	1950
042 RECLINING CHAIR RIGHT ARM	31x40x33/40	2155	2230	2305	2385	2460	2535	1835	1890	1950
044 RECLINER CHAIR	38x40x33/40	2595	2710	2825	2940	3055	3170	2190	2235	2280
051 ARMLESS CHAIR	23.5x40x33/40	1245	1310	1370	1435	1500	1565	960	1020	1080
052 SOFA LEFT ARM	78x40x33/40	3280	3420	3560	3700	3840	3985	2605	2720	2840
053 SOFA RIGHT ARM	78x40x33/40	3280	3420	3560	3700	3840	3985	2605	2720	2840
056 CHAIR RIGHT ARM	31x40x33/40	1725	1795	1865	1935	2005	2075	1360	1415	1475
057 CHAIR LEFT ARM	31x40x33/40	1725	1795	1865	1935	2005	2075	1360	1415	1475

84000

FEATURES:

Wall hugger power recliners with full footrest. Manual adjustable headrest on all items. Seat cushions with shaped foam + 1" layer of memory foam on top; arm with memory foam. Stitching: Small thread in fabric & large flat thread in leather.

OPTIONS

*Motorized headrest: \$175 ea. *N/A on stationary items.

*Motorized headrest \$175 +** Lumbar support & heated back \$220= \$395 ea. (Only on recliner items with arm).

**Attn: with BACK 2: available only on 30"seat widths | with BACK 4: available only with 22" seat depth.

Battery Pack: \$175/ea.

Foam: Extra firm \$20/seat.

Arm 7: Choice of with or without "Wood Insert" in arm. If with wood insert, specify colour.

Leg on 7.25 Arm: Metal: LG064 square (chrome) or LG196 cylinder (Chrome or Matte Black). Wood: LG008 (specify color).

Seat Depth: 20" or 22".

HOME THEATRE Configurations

For Accessories, Cup holders & Configuration details, see page attached.

Accessory Dock : \$45 ea.

Cup Holders: Metal: \$55 ea. | LED lighted Cup Holder: \$55 ea. | *LED lighted Cup Holder with (1 or 2 motor) controls: \$75 ea.

*LED Light strip under seat: \$35/seat.

Description	L x D x H	Leather						Fabric		
		10	20	30 Bronx Hugo Illusion Tucson Utah Vintage Wild Laredo Yukon	40 Cavallo Princess Santiago Sensation Sunset Trina Victoria	50 Bull Cassiope Dublin	60 Caress Ultrasued	A	B COM	C alta
061 LOVESEAT RIGHT ARM	54x40x33/40	2650	2765	2880	3000	3115	3230	2115	2190	2270
071 ARMLESS RECLINING CHAIR	23.5x40x33/40	1675	1750	1825	1905	1980	2055	1435	1505	1575
095 APARTMENT SOFA	76x40x33/40	3335	3510	3680	3855	4030	4200	2680	2775	2870
096 APARTMENT SOFA LEFT ARM	68x40x33/40	2925	3060	3195	3330	3465	3600	2295	2390	2485
097 APARTMENT SOFA RIGHT ARM	68x40x33/40	2925	3060	3195	3330	3465	3600	2295	2390	2485
124 STORAGE OTTOMAN	30x22x17	855	885	920	950	980	1015	745	760	770
138 STRAIGHT ARM	10x36x24.5	475	520	565	610	655	700	400	425	450
159 WEDGE STORAGE	11/27x36x24.5	865	900	930	960	995	1025	660	680	700
160 STRAIGHT STORAGE	11x36x24.5	815	860	905	950	995	1040	630	650	670
165 DOUBLE RECLINING CHAIR	45x40x33/40	2705	2820	2935	3050	3165	3280	2280	2365	2445
169 DOUBLE RECLINING CHAIR LEFT ARM	38x40x33/40	2275	2370	2465	2560	2660	2755	1910	1985	2065
170 DOUBLE RECLINING CHAIR RIGHT ARM	38x40x33/40	2275	2370	2465	2560	2660	2755	1910	1985	2065
171 ARMLESS DOUBLE RECLINING CHAIR	30.5x40x33/40	1795	1865	1935	2005	2075	2145	1520	1590	1660
173 DOUBLE LOUNGE CHAIR LEFT ARM	38x62x33/40	2180	2285	2395	2505	2615	2720	1750	1850	1955
174 DOUBLE LOUNGE CHAIR RIGHT ARM	38x62x33/40	2180	2285	2395	2505	2615	2720	1750	1850	1955
175 DOUBLE CHAIR LEFT ARM	38x40x33/40	1825	1915	2005	2095	2185	2275	1470	1545	1620
176 DOUBLE CHAIR RIGHT ARM	38x40x33/40	1825	1915	2005	2095	2185	2275	1470	1545	1620
177 ARMLESS DOUBLE CHAIR	30.5x40x33/40	1345	1430	1515	1595	1680	1760	1045	1120	1200



84000

FEATURES:

Wall hugger power recliners with full footrest. Manual adjustable headrest on all items. Seat cushions with shaped foam + 1" layer of memory foam on top; arm with memory foam. Stitching: Small thread in fabric & large flat thread in leather.

OPTIONS

*Motorized headrest: \$175 ea. *N/A on stationary items.

*Motorized headrest \$175 +** Lumbar support & heated back \$220= \$395 ea. (Only on recliner items with arm).

**Attn: with BACK 2: available only on 30"seat widths | with BACK 4: available only with 22" seat depth.

Battery Pack: \$175/ea.

Foam: Extra firm \$20/seat.

Arm 7: Choice of with or without "Wood Insert" in arm. If with wood insert, specify colour.

Leg on 7.25 Arm: Metal: LG064 square (chrome) or LG196 cylinder (Chrome or Matte Black). Wood: LG008 (specify color).

Seat Depth: 20" or 22".

HOME THEATRE Configurations

For Accessories, Cup holders & Configuration details, see page attached.

Accessory Dock : \$45 ea.

Cup Holders: Metal: \$55 ea. | LED lighted Cup Holder: \$55 ea. | *LED lighted Cup Holder with (1 or 2 motor) controls: \$75 ea.

*LED Light strip under seat: \$35/seat.

Description	L x D x H	Leather						Fabric		
		10	20	30 Bronx Hugo Illusion Tucson Utah Vintage Wild Laredo Yukon	40 Cavallo Princess Santiago Sensation Sunset Trina Victoria	50 Bull Cassiope Dublin	60 Caress Ultrasued	A	B COM	C alta
190 SMALL WEDGE STORAGE	11/21x36x24.5	815	860	905	950	995	1040	630	650	670
226 RECLINING LOUNGE CHAIR	38x62x33/40	3025	3105	3190	3275	3355	3440	2595	2670	2750
236 RECLINING LOUNGE CHAIR LEFT ARM	31x62x33/40	2545	2625	2710	2795	2875	2960	2200	2275	2350
237 RECLINING LOUNGE CHAIR RIGHT ARM	31x62x33/40	2545	2625	2710	2795	2875	2960	2200	2275	2350
238 RECLINING DBL LOUNGE CHAIR L-ARM	38x62x33/40	2710	2820	2925	3035	3145	3255	2295	2395	2500
239 RECLINING DBL LOUNGE CHAIR R-ARM	38x62x33/40	2710	2820	2925	3035	3145	3255	2295	2395	2500
240 RECLINING DBL LOUNGE CHAIR NO ARM	30.5x62x33/40	2230	2340	2445	2555	2665	2775	1905	2005	2110
242 RECLING LOUNGE CHAIR NO ARM	23.5x62x33/40	2065	2145	2230	2315	2395	2480	1800	1880	1955
248 RECLINING DBL LOUNGE CHAIR	45x62x33/40	3190	3300	3405	3515	3625	3735	2685	2785	2890
V51 WINE GLASS HOLDER	3.5 x 5.5 x 6.5	45	45	45	45	45	45	45	45	45
V52 PLASTIC SWIVEL TRAY	13 3/8 x 9 5/8	45	45	45	45	45	45	45	45	45
V53 WOOD IMITATION SWIVEL TRAY	19 x 10	80	80	80	80	80	80	80	80	80
V54 TABLET HOLDER	4.5 x 8 x 10	55	55	55	55	55	55	55	55	55
V55 FLEXIBLE SHAFT LIGHT	1.5x5x14 pli�/bent	45	45	45	45	45	45	45	45	45



EXECUTIVE Jaymar

HOME THEATRE COLLECTION

TO CONFIGURE YOUR CHAIR, YOU MUST SELECT 1 BACK, 1 SEAT AND 1 ARM.

Ex: Model # 84 211

84 2 1 1
BACK SEAT ARM



BACK SELECTION



BACK 1
WITH MANUAL HEADREST
OR ELECTRIC *

*Optional Lumbar Support & Heated Back, available on :

- Seat Width: 23" or 30"
- Seat Depth: 20" or 22"



BACK 2
WITH MANUAL HEADREST
OR ELECTRIC *

*Optional Lumbar Support & Heated Back, available on :

- Seat Width: **30"** wide only
- Seat Depth: 20" or 22"



BACK 4
WITH MANUAL HEADREST
OR ELECTRIC *

*Optional Lumbar Support & Heated Back, available on :

- Seat Width: 23" or 30"
- Seat Depth: **22"** only

SEAT



SEAT 1
FULL LEG POWER RECLINER SEAT

ARM SELECTION, all 7,25" wide



ARM 1

ARM 6

ARM 7

ARM 8

ARM 9



ARM C1

ARM C6

ARM C7

ARM C8

ARM C9

ITEM 138 STRAIGHT CENTER ARM

*Available in straight storage (160), wedge storage (159), and small wedge storage (190).

SPECIFICATIONS

- MANUAL ADJUSTABLE HEADREST OR ELECTRIC HEADREST
- FULL LEG POWER RECLINER
- WALL HUGGER MECHANISM
- SHAPED FOAM & MEMORY FOAM
- LARGE FLAT THREAD FOR COVERS IN LEATHER



BACK & SEAT WIDTH AVAILABLE IN 23" OR 30"



30"



23"



20"



22"


SEAT DEPTH AVAILABLE IN 20" OR 22"



Jaymar 
Proudly designed and made in Canada

ACCESSORIES

Accessory Dock



Wine Glass Holder



LED Lamp



Tablet Device Holder



Swivel Tray Table
Plastic finish



Swivel Tray Table
Wood finish - Choice of color



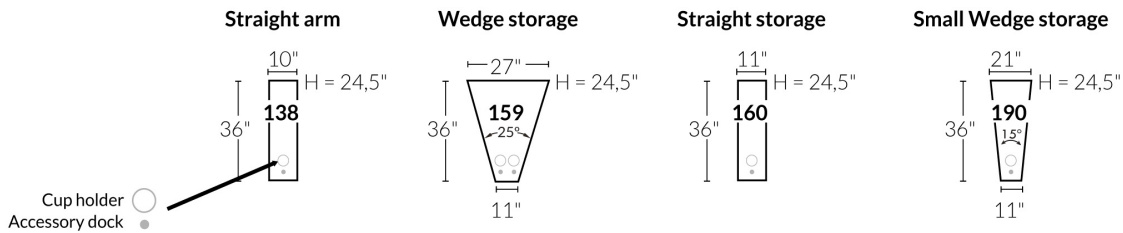
Items 138-159-160-190 and regular arm.

Accessory docks and cups are Optional.

Please specify on which arms you want the accessory docks and cup holders.

NB: Item 138-159-160-190 are unfinished on the sides, must be used between 2 seats.

Each storage item has 2 USB ports and one electrical outlet inside the storage.



CUP HOLDERS

Metallic - Matte black, silver or brown



LED illuminated - with or without control button (1 or 2 motors)



LED lighted Cupholder

LED lighted Cupholder
with single motor control,
USB port and LED
baserail.

LED lighted Cupholder
with double motor
control, USB port and
LED baserail.

N.A. with optional lumbar
support & heated back.

N.A. with optional lumbar
support & heated back.

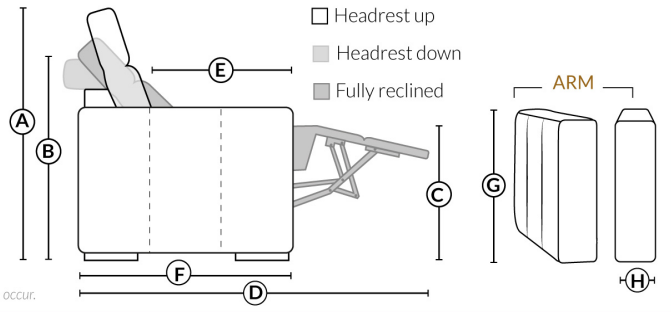


Jayman
HOME THEATRE COLLECTION

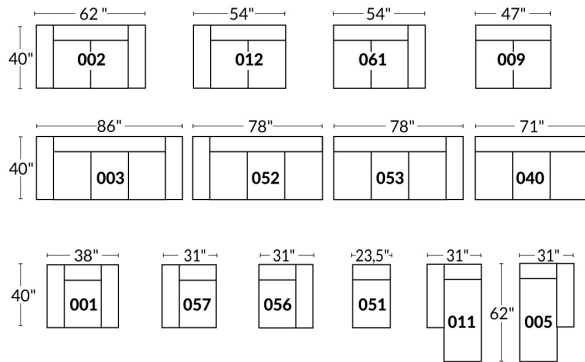
SPECIFICATIONS

- Ⓐ 40" Total Height
- Ⓑ 33" Height headrest down
- Ⓒ 19,5" Seat height
- Ⓓ 65" Depth fully reclined
- Ⓔ 20" or 22" Seat depth
- Ⓕ 37,5" Depth with headrest up
- Ⓖ 24,5" Arm Height
- Ⓗ 7,25" Arm Width

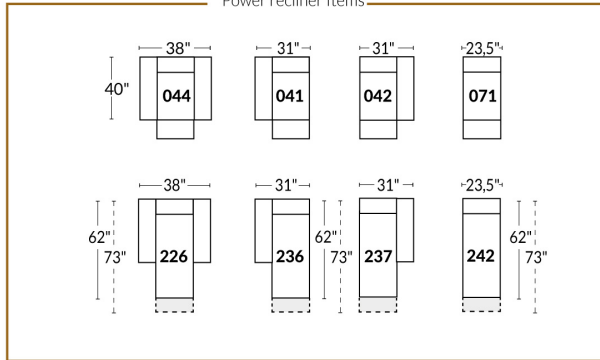
Our product is hand-made and minor variations can occur.



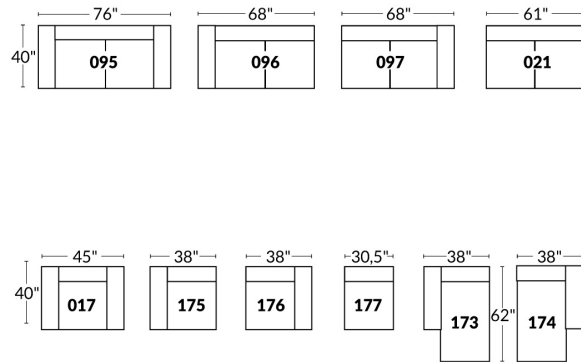
23" SEAT WIDTH



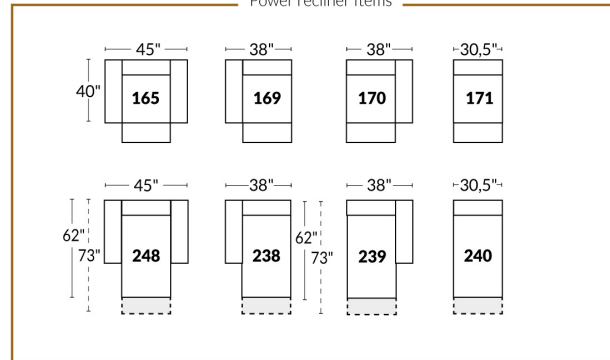
Power recliner Items



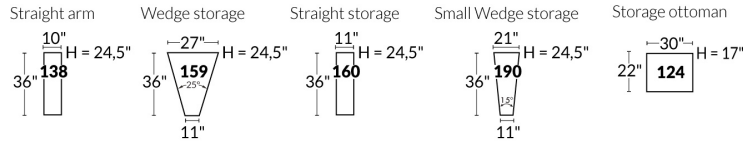
30" SEAT WIDTH



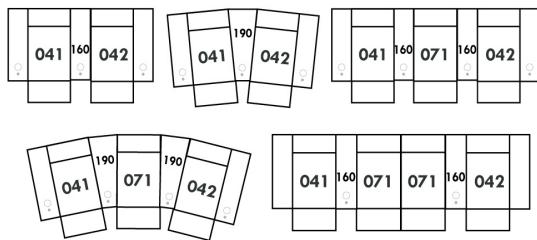
Power recliner Items



Others



23" EXAMPLES



30" EXAMPLES

