



84000

FEATURES:

Wall hugger power recliners with full footrest. Manual adjustable headrest on all items. Seat cushions with shaped foam + 1" layer of memory foam on top; arm with memory foam. Stitching: Small thread in fabric & large flat thread in leather.

OPTIONS

*Motorized headrest: \$305 ea. *N/A on stationary items.

*Motorized headrest \$305 +** Lumbar support & heated back \$385= \$690 ea. (Only on recliner items with arm).

**Attn: with BACK 2: available only on 30"seat widths | with BACK 4: available only with 22" seat depth.

Battery Pack: \$305/ea.

Foam: Extra firm \$35/seat.

Arm 7: Choice of with or without "Wood Insert" in arm. If with wood insert, specify colour.

Leg on 7.25 Arm: Metal: LG064 square (chrome) or LG196 cylinder (Chrome or Matte Black). Wood: LG008 (specify color).

Seat Depth: 20" or 22".

HOME THEATRE Configurations

For Accessories, Cup holders & Configuration details, see page attached.

Accessory Dock : \$80 ea.

Cup Holders: Metal: \$90 ea. | LED lighted Cup Holder: \$90 ea. | *LED lighted Cup Holder with (1 or 2 motor) controls: \$125 ea.

*LED Light strip under seat: \$60/seat.

Description	L x D x H	Leather						Fabric		
		10	20	30 Bronx Hugo Illusion Tucson Utah Vintage Wild Laredo Yukon	40 Cavallo Princess Santiago Sensation Sunset Trina Victoria	50 Bull Cassiope Dublin	60 Caress Ultrasued	A	B COM	C alta
001 CHAIR	38x40x33/40	3760	3975	4185	4400	4615	4830	3075	3150	3230
002 LOVESEAT	62x40x33/40	5400	5640	5875	6110	6345	6585	4335	4470	4605
003 SOFA	86x40x33/40	6515	6840	7170	7495	7820	8145	5245	5435	5625
005 LOUNGE CHAIR RIGHT ARM	31x62x33/40	3535	3680	3825	3975	4120	4265	2825	2960	3095
009 ARMLESS LOVESEAT	47x40x33/40	3780	3940	4095	4255	4410	4570	3015	3165	3310
011 LOUNGE CHAIR LEFT ARM	31x62x33/40	3535	3680	3825	3975	4120	4265	2825	2960	3095
012 LOVESEAT LEFT ARM	54x40x33/40	4660	4860	5065	5265	5470	5670	3715	3850	3985
017 DOUBLE CHAIR	45x40x33/40	3960	4175	4390	4605	4815	5030	3175	3310	3445
021 APARTMENT SOFA NO ARM	61x40x33/40	4275	4470	4660	4850	5040	5235	3330	3510	3690
040 ARMLESS SOFA	71x40x33/40	4920	5130	5345	5560	5775	5985	3885	4075	4265
041 RECLINING CHAIR LEFT ARM	31x40x33/40	3780	3915	4050	4185	4320	4455	3220	3320	3420
042 RECLINING CHAIR RIGHT ARM	31x40x33/40	3780	3915	4050	4185	4320	4455	3220	3320	3420
044 RECLINER CHAIR	38x40x33/40	4560	4760	4965	5165	5370	5570	3850	3930	4005
051 ARMLESS CHAIR	23.5x40x33/40	2185	2295	2410	2520	2635	2745	1690	1790	1890
052 SOFA LEFT ARM	78x40x33/40	5760	6010	6255	6505	6750	7000	4580	4785	4985
053 SOFA RIGHT ARM	78x40x33/40	5760	6010	6255	6505	6750	7000	4580	4785	4985
056 CHAIR RIGHT ARM	31x40x33/40	3030	3150	3275	3400	3525	3645	2385	2490	2590
057 CHAIR LEFT ARM	31x40x33/40	3030	3150	3275	3400	3525	3645	2385	2490	2590



84000

FEATURES:

Wall hugger power recliners with full footrest. Manual adjustable headrest on all items. Seat cushions with shaped foam + 1" layer of memory foam on top; arm with memory foam. Stitching: Small thread in fabric & large flat thread in leather.

OPTIONS

*Motorized headrest: \$305 ea. *N/A on stationary items.

*Motorized headrest \$305 +** Lumbar support & heated back \$385= \$690 ea. (Only on recliner items with arm).

**Attn: with BACK 2: available only on 30"seat widths | with BACK 4: available only with 22" seat depth.

Battery Pack: \$305/ea.

Foam: Extra firm \$35/seat.

Arm 7: Choice of with or without "Wood Insert" in arm. If with wood insert, specify colour.

Leg on 7.25 Arm: Metal: LG064 square (chrome) or LG196 cylinder (Chrome or Matte Black). Wood: LG008 (specify color).

Seat Depth: 20" or 22".

HOME THEATRE Configurations

For Accessories, Cup holders & Configuration details, see page attached.

Accessory Dock : \$80 ea.

Cup Holders: Metal: \$90 ea. | LED lighted Cup Holder: \$90 ea. | *LED lighted Cup Holder with (1 or 2 motor) controls: \$125 ea.

*LED Light strip under seat: \$60/seat.

Description	L x D x H	Leather						Fabric		
		10	20	30 Bronx Hugo Illusion Tucson Utah Vintage Wild Laredo Yukon	40 Cavallo Princess Santiago Sensation Sunset Trina Victoria	50 Bull Cassiope Dublin	60 Caress Ultrasued	A	B COM	C alta
061 LOVESEAT RIGHT ARM	54x40x33/40	4660	4860	5065	5265	5470	5670	3715	3850	3985
071 ARMLESS RECLINING CHAIR	23.5x40x33/40	2940	3075	3210	3345	3480	3615	2520	2645	2770
095 APARTMENT SOFA	76x40x33/40	5865	6165	6470	6775	7080	7380	4705	4875	5040
096 APARTMENT SOFA LEFT ARM	68x40x33/40	5145	5380	5615	5850	6090	6325	4030	4200	4365
097 APARTMENT SOFA RIGHT ARM	68x40x33/40	5145	5380	5615	5850	6090	6325	4030	4200	4365
124 STORAGE OTTOMAN	30x22x17	1500	1555	1610	1665	1725	1780	1305	1330	1350
138 STRAIGHT ARM	10x36x24.5	835	915	990	1070	1150	1230	700	745	790
159 WEDGE STORAGE	11/27x36x24.5	1520	1575	1635	1690	1745	1800	1160	1195	1230
160 STRAIGHT STORAGE	11x36x24.5	1430	1510	1590	1665	1745	1825	1105	1140	1170
165 DOUBLE RECLINING CHAIR	45x40x33/40	4750	4950	5155	5355	5560	5760	4005	4155	4300
169 DOUBLE RECLINING CHAIR LEFT ARM	38x40x33/40	3995	4165	4335	4500	4670	4840	3355	3490	3625
170 DOUBLE RECLINING CHAIR RIGHT ARM	38x40x33/40	3995	4165	4335	4500	4670	4840	3355	3490	3625
171 ARMLESS DOUBLE RECLINING CHAIR	30.5x40x33/40	3150	3275	3400	3525	3645	3770	2670	2790	2915
173 DOUBLE LOUNGE CHAIR LEFT ARM	38x62x33/40	3825	4020	4210	4400	4590	4785	3075	3255	3435
174 DOUBLE LOUNGE CHAIR RIGHT ARM	38x62x33/40	3825	4020	4210	4400	4590	4785	3075	3255	3435
175 DOUBLE CHAIR LEFT ARM	38x40x33/40	3210	3365	3525	3680	3840	3995	2580	2715	2850
176 DOUBLE CHAIR RIGHT ARM	38x40x33/40	3210	3365	3525	3680	3840	3995	2580	2715	2850
177 ARMLESS DOUBLE CHAIR	30.5x40x33/40	2365	2510	2655	2805	2950	3095	1835	1970	2105



84000

FEATURES:

Wall hugger power recliners with full footrest. Manual adjustable headrest on all items. Seat cushions with shaped foam + 1" layer of memory foam on top; arm with memory foam. Stitching: Small thread in fabric & large flat thread in leather.

OPTIONS

*Motorized headrest: \$305 ea. *N/A on stationary items.

*Motorized headrest \$305 +** Lumbar support & heated back \$385= \$690 ea. (Only on recliner items with arm).

**Attn: with BACK 2: available only on 30"seat widths | with BACK 4: available only with 22" seat depth.

Battery Pack: \$305/ea.

Foam: Extra firm \$35/seat.

Arm 7: Choice of with or without "Wood Insert" in arm. If with wood insert, specify colour.

Leg on 7.25 Arm: Metal: LG064 square (chrome) or LG196 cylinder (Chrome or Matte Black). Wood: LG008 (specify color).

Seat Depth: 20" or 22".

HOME THEATRE Configurations

For Accessories, Cup holders & Configuration details, see page attached.

Accessory Dock : \$80 ea.

Cup Holders: Metal: \$90 ea. | LED lighted Cup Holder: \$90 ea. | *LED lighted Cup Holder with (1 or 2 motor) controls: \$125 ea.

*LED Light strip under seat: \$60/seat.

Description	L x D x H	Leather						Fabric		
		10	20	30 Bronx Hugo Illusion Tucson Utah Vintage Wild Laredo Yukon	40 Cavallo Princess Santiago Sensation Sunset Trina Victoria	50 Bull Cassiope Dublin	60 Caress Ultrasued	A	B COM	C alta
190 SMALL WEDGE STORAGE	11/21x36x24.5	1430	1510	1590	1665	1745	1825	1105	1140	1170
226 RECLINING LOUNGE CHAIR	38x62x33/40	5310	5460	5605	5750	5895	6045	4560	4695	4830
236 RECLINING LOUNGE CHAIR LEFT ARM	31x62x33/40	4470	4615	4760	4905	5055	5200	3860	3995	4130
237 RECLINING LOUNGE CHAIR RIGHT ARM	31x62x33/40	4470	4615	4760	4905	5055	5200	3860	3995	4130
238 RECLINING DBL LOUNGE CHAIR L-ARM	38x62x33/40	4760	4950	5145	5335	5525	5715	4030	4210	4390
239 RECLINING DBL LOUNGE CHAIR R-ARM	38x62x33/40	4760	4950	5145	5335	5525	5715	4030	4210	4390
240 RECLINING DBL LOUNGE CHAIR NO ARM	30.5x62x33/40	3915	4110	4300	4490	4680	4875	3345	3525	3705
242 RECLING LOUNGE CHAIR NO ARM	23.5x62x33/40	3625	3770	3915	4065	4210	4355	3165	3300	3435
248 RECLINING DBL LOUNGE CHAIR	45x62x33/40	5605	5795	5985	6180	6370	6560	4715	4895	5075
V51 WINE GLASS HOLDER	3.5 x 5.5 x 6.5	80	80	80	80	80	80	80	80	80
V52 PLASTIC SWIVEL TRAY	13 3/8 x 9 5/8	80	80	80	80	80	80	80	80	80
V53 WOOD IMITATION SWIVEL TRAY	19 x 10	135	135	135	135	135	135	135	135	135
V54 TABLET HOLDER	4.5 x 8 x 10	90	90	90	90	90	90	90	90	90
V55 FLEXIBLE SHAFT LIGHT	1.5x5x14 pli�/bent	80	80	80	80	80	80	80	80	80



EXECUTIVE Jaymar

HOME THEATRE COLLECTION

TO CONFIGURE YOUR CHAIR, YOU MUST SELECT 1 BACK, 1 SEAT AND 1 ARM.

Ex: Model # 84 211

84 2 1 1
BACK SEAT ARM



BACK SELECTION



BACK 1
WITH MANUAL HEADREST
OR ELECTRIC *

*Optional Lumbar Support & Heated Back, available on :

- Seat Width: 23" or 30"
- Seat Depth: 20" or 22"



BACK 2
WITH MANUAL HEADREST
OR ELECTRIC *

*Optional Lumbar Support & Heated Back, available on :

- Seat Width: **30"** wide only
- Seat Depth: 20" or 22"



BACK 4
WITH MANUAL HEADREST
OR ELECTRIC *

*Optional Lumbar Support & Heated Back, available on :

- Seat Width: 23" or 30"
- Seat Depth: **22"** only

SEAT



SEAT 1
FULL LEG POWER RECLINER SEAT

ARM SELECTION, all 7,25" wide



ARM 1

ARM 6

ARM 7

ARM 8

ARM 9

ITEM 138 STRAIGHT CENTER ARM



ARM C1

ARM C6

ARM C7

ARM C8

ARM C9

*Available in straight storage (160), wedge storage (159), and small wedge storage (190).

SPECIFICATIONS

- MANUAL ADJUSTABLE HEADREST OR ELECTRIC HEADREST
- FULL LEG POWER RECLINER
- WALL HUGGER MECHANISM
- SHAPED FOAM & MEMORY FOAM
- LARGE FLAT THREAD FOR COVERS IN LEATHER



BACK & SEAT WIDTH AVAILABLE IN 23" OR 30"




SEAT DEPTH AVAILABLE IN 20" OR 22"



ACCESSORIES

Accessory Dock



Wine Glass Holder



LED Lamp



Tablet Device Holder



Swivel Tray Table
Plastic finish



Swivel Tray Table
Wood finish - Choice of color



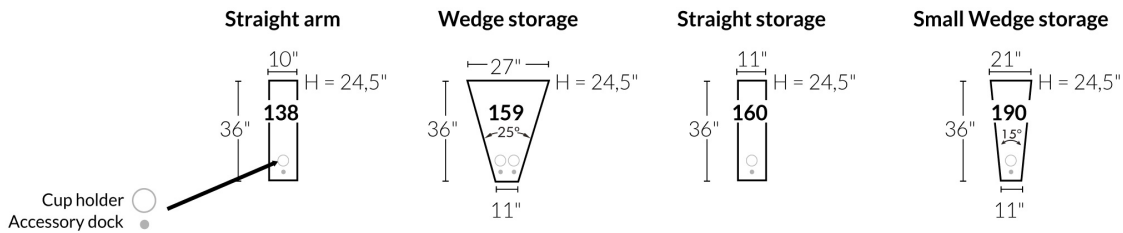
Items 138-159-160-190 and regular arm.

Accessory docks and cups are Optional.

Please specify on which arms you want the accessory docks and cup holders.

NB: Item 138-159-160-190 are unfinished on the sides, must be used between 2 seats.

Each storage item has 2 USB ports and one electrical outlet inside the storage.



CUP HOLDERS

Metallic - Matte black, silver or brown



LED illuminated - with or without control button (1 or 2 motors)



LED lighted Cupholder

LED lighted Cupholder with single motor control, USB port and LED baserail.

LED lighted Cupholder with double motor control, USB port and LED baserail.

N.A. with optional lumbar support & heated back.

N.A. with optional lumbar support & heated back.

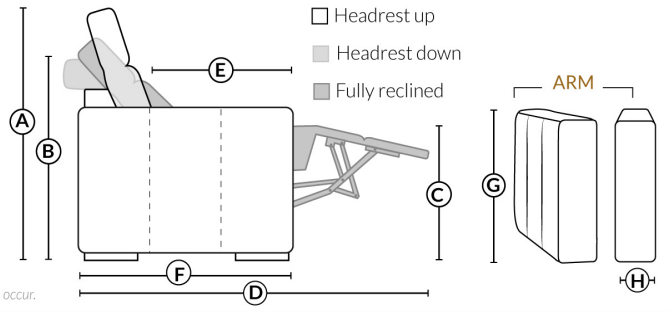


Jayman
HOME THEATRE COLLECTION

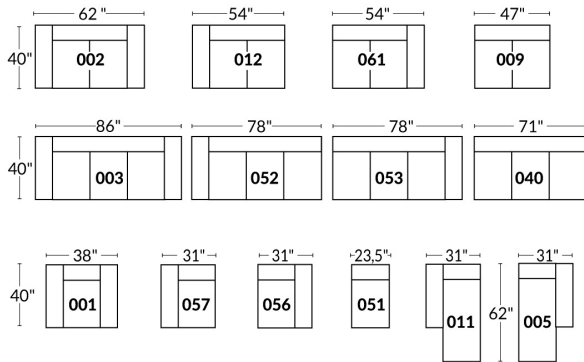
SPECIFICATIONS

- Ⓐ 40" Total Height
- Ⓑ 33" Height headrest down
- Ⓒ 19,5" Seat height
- Ⓓ 65" Depth fully reclined
- Ⓔ 20" or 22" Seat depth
- Ⓕ 37,5" Depth with headrest up
- Ⓖ 24,5" Arm Height
- Ⓗ 7,25" Arm Width

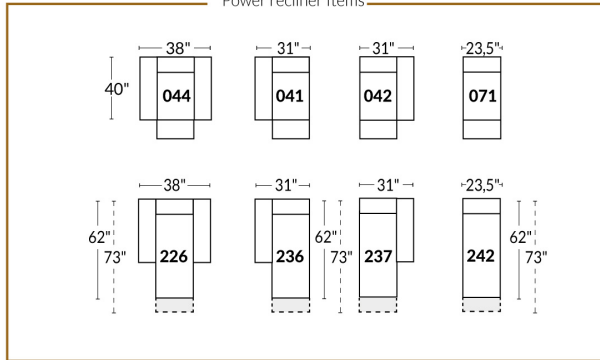
Our product is hand-made and minor variations can occur.



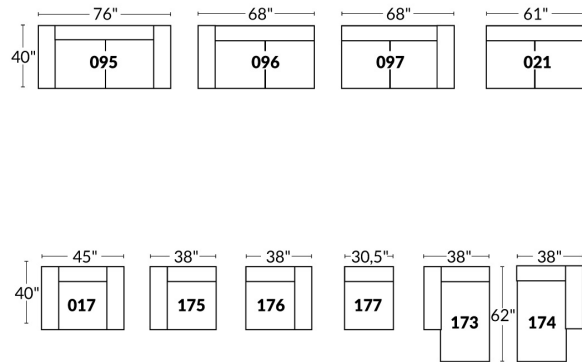
23" SEAT WIDTH



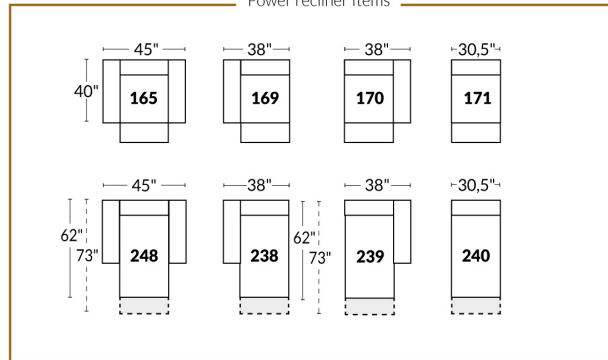
Power recliner Items



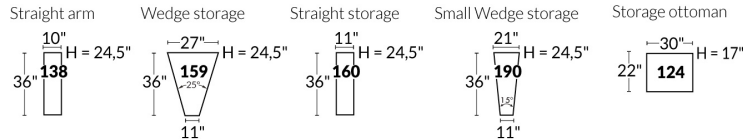
30" SEAT WIDTH



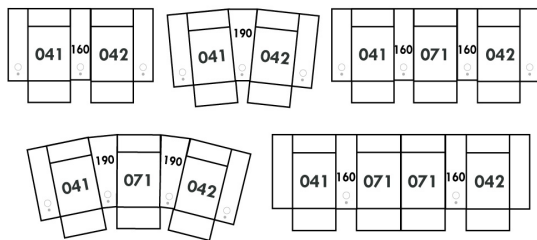
Power recliner Items



Others



23" EXAMPLES



30" EXAMPLES

