



84000

FEATURES:

Wall hugger power recliners with full footrest. Manual adjustable headrest on all items. Seat cushions with shaped foam + 1" layer of memory foam on top; arm with memory foam. Stitching: Small thread in fabric & large flat thread in leather.

OPTIONS

*Motorized headrest: \$160 ea. *N/A on stationary items.

*Motorized headrest \$160 +** Lumbar support & heated back \$200= \$360 ea. (Only on recliner items with arm).

**Attn: with BACK 2: available only on 30"seat widths | with BACK 4: available only with 22" seat depth.

Battery Pack: \$160/ea.

Foam: Extra firm \$15/seat.

Arm 7: Choice of with or without "Wood Insert" in arm. If with wood insert, specify colour.

Leg on 7.25 Arm: Metal: LG064 square (chrome) or LG196 cylinder (Chrome or Matte Black). Wood: LG008 (specify color).

Seat Depth: 20" or 22".

HOME THEATRE Configurations

For Accessories, Cup holders & Configuration details, see page attached.

Accessory Dock : \$35 ea.

Cup Holders: Metal: \$40 ea. | LED lighted Cup Holder: \$40 ea. | *LED lighted Cup Holder with (1 or 2 motor) controls: \$55 ea.

*LED Light strip under seat: \$25/seat.

Description	L x D x H	Leather						Fabric		
		10	20	30 Bronx Hugo Illusion Tucson Utah Vintage Wild Laredo Yukon	40 Cavallo Princess Santiago Sensation Sunset Trina Victoria	50 Bull Cassiope Dublin	60 Caress Ultrasued	A	B COM	C alta
001 CHAIR	38x40x33/40	1985	2075	2165	2255	2345	2435	1610	1655	1700
002 LOVESEAT	62x40x33/40	2835	2950	3065	3180	3295	3410	2285	2360	2435
003 SOFA	86x40x33/40	3430	3580	3730	3880	4030	4180	2755	2845	2935
005 LOUNGE CHAIR RIGHT ARM	31x62x33/40	1855	1920	1985	2050	2115	2180	1480	1540	1600
009 ARMLESS LOVESEAT	47x40x33/40	1990	2060	2130	2200	2270	2340	1565	1645	1725
011 LOUNGE CHAIR LEFT ARM	31x62x33/40	1855	1920	1985	2050	2115	2180	1480	1540	1600
012 LOVESEAT LEFT ARM	54x40x33/40	2435	2535	2635	2735	2835	2935	1945	2020	2095
017 DOUBLE CHAIR	45x40x33/40	2080	2180	2280	2380	2480	2580	1680	1740	1800
021 APARTMENT SOFA NO ARM	61x40x33/40	2245	2345	2445	2545	2645	2745	1755	1840	1925
040 ARMLESS SOFA	71x40x33/40	2575	2690	2805	2920	3035	3150	2050	2140	2230
041 RECLINING CHAIR LEFT ARM	31x40x33/40	1980	2055	2130	2205	2280	2355	1685	1720	1755
042 RECLINING CHAIR RIGHT ARM	31x40x33/40	1980	2055	2130	2205	2280	2355	1685	1720	1755
044 RECLINER CHAIR	38x40x33/40	2390	2480	2570	2660	2750	2840	2015	2065	2115
051 ARMLESS CHAIR	23.5x40x33/40	1140	1190	1240	1290	1340	1390	885	940	995
052 SOFA LEFT ARM	78x40x33/40	3015	3150	3285	3420	3555	3690	2405	2500	2595
053 SOFA RIGHT ARM	78x40x33/40	3015	3150	3285	3420	3555	3690	2405	2500	2595
056 CHAIR RIGHT ARM	31x40x33/40	1585	1650	1715	1780	1845	1910	1260	1320	1380
057 CHAIR LEFT ARM	31x40x33/40	1585	1650	1715	1780	1845	1910	1260	1320	1380



84000

FEATURES:

Wall hugger power recliners with full footrest. Manual adjustable headrest on all items. Seat cushions with shaped foam + 1" layer of memory foam on top; arm with memory foam. Stitching: Small thread in fabric & large flat thread in leather.

OPTIONS

*Motorized headrest: \$160 ea. *N/A on stationary items.

*Motorized headrest \$160 +** Lumbar support & heated back \$200= \$360 ea. (Only on recliner items with arm).

**Attn: with BACK 2: available only on 30"seat widths | with BACK 4: available only with 22" seat depth.

Battery Pack: \$160/ea.

Foam: Extra firm \$15/seat.

Arm 7: Choice of with or without "Wood Insert" in arm. If with wood insert, specify colour.

Leg on 7.25 Arm: Metal: LG064 square (chrome) or LG196 cylinder (Chrome or Matte Black). Wood: LG008 (specify color).

Seat Depth: 20" or 22".

HOME THEATRE Configurations

For Accessories, Cup holders & Configuration details, see page attached.

Accessory Dock : \$35 ea.

Cup Holders: Metal: \$40 ea. | LED lighted Cup Holder: \$40 ea. | *LED lighted Cup Holder with (1 or 2 motor) controls: \$55 ea.

*LED Light strip under seat: \$25/seat.

Description	L x D x H	Leather						Fabric		
		10	20	30 Bronx Hugo Illusion Tucson Utah Vintage Wild Laredo Yukon	40 Cavallo Princess Santiago Sensation Sunset Trina Victoria	50 Bull Cassiope Dublin	60 Caress Ultrasued	A	B COM	C alta
061 LOVESEAT RIGHT ARM	54x40x33/40	2435	2535	2635	2735	2835	2935	1945	2020	2095
071 ARMLESS RECLINING CHAIR	23.5x40x33/40	1545	1600	1655	1710	1765	1820	1315	1375	1435
095 APARTMENT SOFA	76x40x33/40	3085	3230	3375	3520	3665	3810	2470	2565	2660
096 APARTMENT SOFA LEFT ARM	68x40x33/40	2700	2810	2920	3030	3140	3250	2120	2210	2300
097 APARTMENT SOFA RIGHT ARM	68x40x33/40	2700	2810	2920	3030	3140	3250	2120	2210	2300
124 STORAGE OTTOMAN	30x22x17	780	800	820	840	860	880	685	705	725
138 STRAIGHT ARM	10x36x24.5	435	470	505	540	575	610	370	385	400
159 WEDGE STORAGE	11/27x36x24.5	780	810	840	870	900	930	615	630	645
160 STRAIGHT STORAGE	11x36x24.5	755	780	805	830	855	880	580	600	620
165 DOUBLE RECLINING CHAIR	45x40x33/40	2495	2595	2695	2795	2895	2995	2100	2165	2230
169 DOUBLE RECLINING CHAIR LEFT ARM	38x40x33/40	2090	2170	2250	2330	2410	2490	1755	1835	1915
170 DOUBLE RECLINING CHAIR RIGHT ARM	38x40x33/40	2090	2170	2250	2330	2410	2490	1755	1835	1915
171 ARMLESS DOUBLE RECLINING CHAIR	30.5x40x33/40	1655	1705	1755	1805	1855	1905	1385	1445	1505
173 DOUBLE LOUNGE CHAIR LEFT ARM	38x62x33/40	2010	2100	2190	2280	2370	2460	1610	1690	1770
174 DOUBLE LOUNGE CHAIR RIGHT ARM	38x62x33/40	2010	2100	2190	2280	2370	2460	1610	1690	1770
175 DOUBLE CHAIR LEFT ARM	38x40x33/40	1670	1760	1850	1940	2030	2120	1350	1415	1480
176 DOUBLE CHAIR RIGHT ARM	38x40x33/40	1670	1760	1850	1940	2030	2120	1350	1415	1480
177 ARMLESS DOUBLE CHAIR	30.5x40x33/40	1245	1310	1375	1440	1505	1570	960	1015	1070

84000

FEATURES:

Wall hugger power recliners with full footrest. Manual adjustable headrest on all items. Seat cushions with shaped foam + 1" layer of memory foam on top; arm with memory foam. Stitching: Small thread in fabric & large flat thread in leather.

OPTIONS

*Motorized headrest: \$160 ea. *N/A on stationary items.

*Motorized headrest \$160 +** Lumbar support & heated back \$200= \$360 ea. (Only on recliner items with arm).

**Attn: with BACK 2: available only on 30"seat widths | with BACK 4: available only with 22" seat depth.

Battery Pack: \$160/ea.

Foam: Extra firm \$15/seat.

Arm 7: Choice of with or without "Wood Insert" in arm. If with wood insert, specify colour.

Leg on 7.25 Arm: Metal: LG064 square (chrome) or LG196 cylinder (Chrome or Matte Black). Wood: LG008 (specify color).

Seat Depth: 20" or 22".

HOME THEATRE Configurations

For Accessories, Cup holders & Configuration details, see page attached.

Accessory Dock : \$35 ea.

Cup Holders: Metal: \$40 ea. | LED lighted Cup Holder: \$40 ea. | *LED lighted Cup Holder with (1 or 2 motor) controls: \$55 ea.

*LED Light strip under seat: \$25/seat.

Description	L x D x H	Leather						Fabric		
		10	20	30 Bronx Hugo Illusion Tucson Utah Vintage Wild Laredo Yukon	40 Cavallo Princess Santiago Sensation Sunset Trina Victoria	50 Bull Cassiope Dublin	60 Caress Ultrasued	A	B COM	C alta
190 SMALL WEDGE STORAGE	11/21x36x24.5	755	780	805	830	855	880	580	600	620
226 RECLINING LOUNGE CHAIR	38x62x33/40	2705	2770	2835	2900	2965	3030	2280	2340	2400
236 RECLINING LOUNGE CHAIR LEFT ARM	31x62x33/40	2270	2335	2400	2465	2530	2595	1910	1970	2030
237 RECLINING LOUNGE CHAIR RIGHT ARM	31x62x33/40	2270	2335	2400	2465	2530	2595	1910	1970	2030
238 RECLINING DBL LOUNGE CHAIR L-ARM	38x62x33/40	2430	2520	2610	2700	2790	2880	2035	2115	2195
239 RECLINING DBL LOUNGE CHAIR R-ARM	38x62x33/40	2430	2520	2610	2700	2790	2880	2035	2115	2195
240 RECLINING DBL LOUNGE CHAIR NO ARM	30.5x62x33/40	1995	2085	2175	2265	2355	2445	1665	1745	1825
242 RECLING LOUNGE CHAIR NO ARM	23.5x62x33/40	1835	1900	1965	2030	2095	2160	1540	1600	1660
248 RECLINING DBL LOUNGE CHAIR	45x62x33/40	2865	2955	3045	3135	3225	3315	2405	2485	2565
V51 WINE GLASS HOLDER	3.5 x 5.5 x 6.5	35	35	35	35	35	35	35	35	35
V52 PLASTIC SWIVEL TRAY	13 3/8 x 9 5/8	35	35	35	35	35	35	35	35	35
V53 WOOD IMITATION SWIVEL TRAY	19 x 10	60	60	60	60	60	60	60	60	60
V54 TABLET HOLDER	4.5 x 8 x 10	40	40	40	40	40	40	40	40	40
V55 FLEXIBLE SHAFT LIGHT	1.5x5x14 pli�/bent	35	35	35	35	35	35	35	35	35



EXECUTIVE Jaymar

HOME THEATRE COLLECTION

TO CONFIGURE YOUR CHAIR, YOU MUST SELECT 1 BACK, 1 SEAT AND 1 ARM.

Ex: Model # 84 211

84 2 1 1
BACK SEAT ARM



BACK SELECTION



BACK 1
WITH MANUAL HEADREST
OR ELECTRIC *

*Optional Lumbar Support & Heated Back, available on :

- Seat Width: 23" or 30"
- Seat Depth: 20" or 22"



BACK 2
WITH MANUAL HEADREST
OR ELECTRIC *

*Optional Lumbar Support & Heated Back, available on :

- Seat Width: **30"** wide only
- Seat Depth: 20" or 22"



BACK 4
WITH MANUAL HEADREST
OR ELECTRIC *

*Optional Lumbar Support & Heated Back, available on :

- Seat Width: 23" or 30"
- Seat Depth: **22"** only

SEAT



SEAT 1
FULL LEG POWER RECLINER SEAT

ARM SELECTION, all 7,25" wide



ARM 1

ARM 6

ARM 7

ARM 8

ARM 9



ARM C1

ARM C6

ARM C7

ARM C8

ARM C9

*Available in straight storage (160), wedge storage (159), and small wedge storage (190).

SPECIFICATIONS

- MANUAL ADJUSTABLE HEADREST OR ELECTRIC HEADREST
- FULL LEG POWER RECLINER
- WALL HUGGER MECHANISM
- SHAPED FOAM & MEMORY FOAM
- LARGE FLAT THREAD FOR COVERS IN LEATHER



BACK & SEAT WIDTH AVAILABLE IN 23" OR 30"



30"



23"



20"



22"


SEAT DEPTH AVAILABLE IN 20" OR 22"



Jaymar 
Proudly designed and made in Canada

ACCESSORIES

Accessory Dock



Wine Glass Holder



LED Lamp



Tablet Device Holder



Swivel Tray Table
Plastic finish



Swivel Tray Table
Wood finish - Choice of color



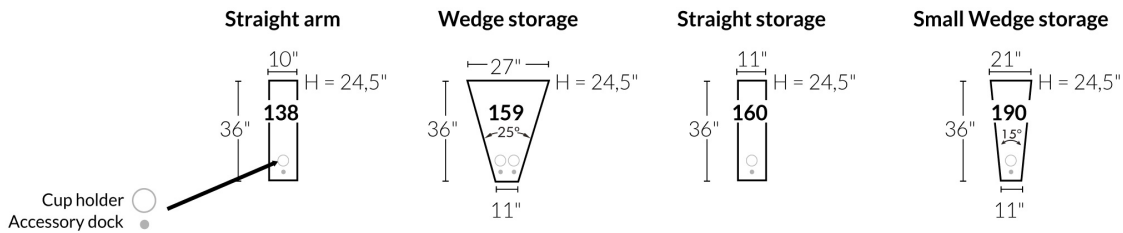
Items 138-159-160-190 and regular arm.

Accessory docks and cups are Optional.

Please specify on which arms you want the accessory docks and cup holders.

NB: Item 138-159-160-190 are unfinished on the sides, must be used between 2 seats.

Each storage item has 2 USB ports and one electrical outlet inside the storage.



CUP HOLDERS

Metallic - Matte black, silver or brown



LED illuminated - with or without control button (1 or 2 motors)



LED lighted Cupholder

LED lighted Cupholder
with single motor control,
USB port and LED
baserail.

LED lighted Cupholder
with double motor
control, USB port and
LED baserail.

N.A. with optional lumbar
support & heated back.

N.A. with optional lumbar
support & heated back.

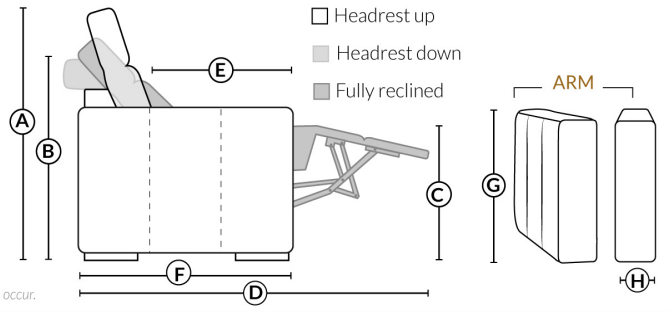


Jayman
HOME THEATRE COLLECTION

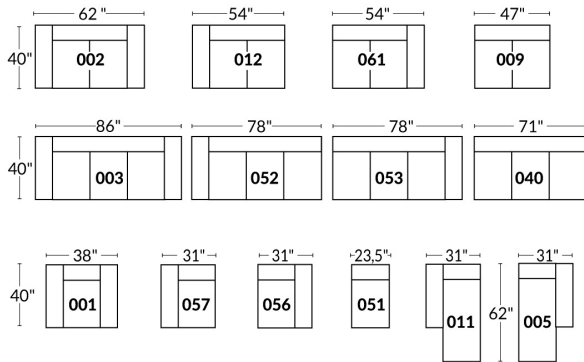
SPECIFICATIONS

- Ⓐ 40" Total Height
- Ⓑ 33" Height headrest down
- Ⓒ 19,5" Seat height
- Ⓓ 65" Depth fully reclined
- Ⓔ 20" or 22" Seat depth
- Ⓕ 37,5" Depth with headrest up
- Ⓖ 24,5" Arm Height
- Ⓗ 7,25" Arm Width

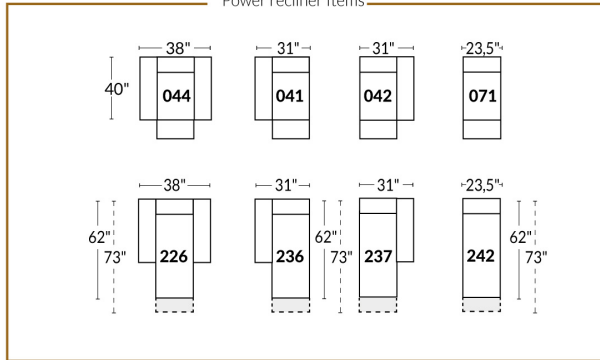
Our product is hand-made and minor variations can occur.



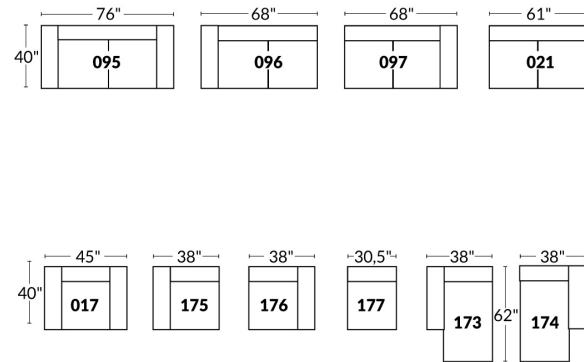
23" SEAT WIDTH



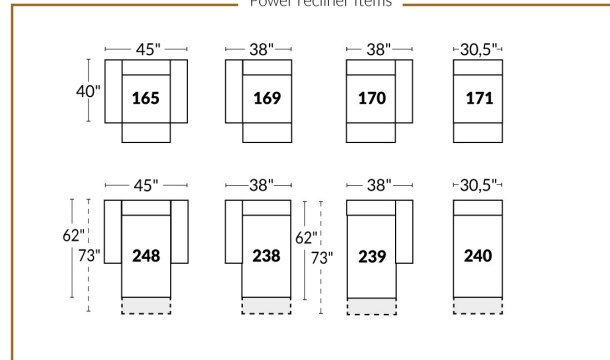
Power recliner Items



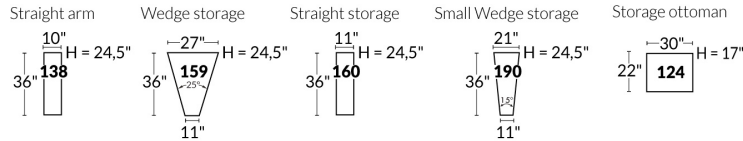
30" SEAT WIDTH



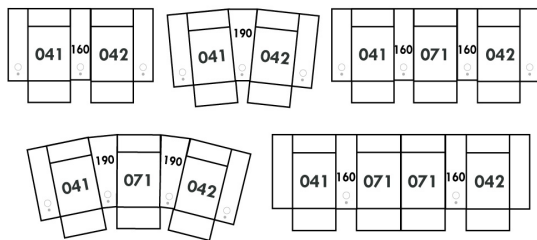
Power recliner Items



Others



23" EXAMPLES



30" EXAMPLES

