

84000

FEATURES:

Wall hugger power recliners with full footrest. Manual adjustable headrest on all items. Seat cushions with shaped foam + 1" layer of memory foam on top; arm with memory foam. Stitching: Small thread in fabric & large flat thread in leather.

OPTIONS

- *Motorized headrest: \$400 ea. *N/A on stationary items.
- *Motorized headrest \$400 +** Lumbar support & heated back \$500= \$900 ea. (Only on recliner items with arm).
- **Attn: with BACK 2: available only on 30"seat widths | with BACK 4: available only with 22" seat depth.
- Battery Pack: \$400/ea.
- Foam: Extra firm \$40/seat.
- Arm 7: Choice of with or without "Wood Insert" in arm. If with wood insert, specify colour.
- Leg on 7.25 Arm: Metal: LG064 square (chrome) or LG196 cylinder (Chrome or Matte Black). Wood: LG008 (specify color).
- Seat Depth: 20" or 22".

HOME THEATRE Configurations

- For Accessories, Cup holders & Configuration details, see page attached.
- Accessory Dock : \$90 ea.
- Cup Holders: Metal: \$100 ea. | LED lighted Cup Holder: \$100 ea. | *LED lighted Cup Holder with (1 or 2 motor) controls: \$140 ea.
- *LED Light strip under seat: \$65/seat.

Description	L x D x H	Leather						Fabric		
		10	20	30 Bronx Hugo Illusion Tucson Utah Vintage Wild Laredo Yukon	40 Cavallo Princess Santiago Sensation Sunset Trina Victoria	50 Bull Cassiope Dublin	60 Caress Ultrasued	A	B COM	C alta
001 CHAIR	38x40x33/40	4965	5190	5415	5640	5865	6090	4025	4140	4250
002 LOVESEAT	62x40x33/40	7090	7375	7665	7950	8240	8525	5715	5900	6090
003 SOFA	86x40x33/40	8575	8950	9325	9700	10075	10450	6890	7115	7340
005 LOUNGE CHAIR RIGHT ARM	31x62x33/40	4640	4800	4965	5125	5290	5450	3700	3850	4000
009 ARMLESS LOVESEAT	47x40x33/40	4975	5150	5325	5500	5675	5850	3915	4115	4315
011 LOUNGE CHAIR LEFT ARM	31x62x33/40	4640	4800	4965	5125	5290	5450	3700	3850	4000
012 LOVESEAT LEFT ARM	54x40x33/40	6090	6340	6590	6840	7090	7340	4865	5050	5240
017 DOUBLE CHAIR	45x40x33/40	5200	5450	5700	5950	6200	6450	4200	4350	4500
021 APARTMENT SOFA NO ARM	61x40x33/40	5615	5865	6115	6365	6615	6865	4390	4600	4815
040 ARMLESS SOFA	71x40x33/40	6440	6725	7015	7300	7590	7875	5125	5350	5575
041 RECLINING CHAIR LEFT ARM	31x40x33/40	4950	5140	5325	5515	5700	5890	4215	4300	4390
042 RECLINING CHAIR RIGHT ARM	31x40x33/40	4950	5140	5325	5515	5700	5890	4215	4300	4390
044 RECLINER CHAIR	38x40x33/40	5975	6200	6425	6650	6875	7100	5040	5165	5290
051 ARMLESS CHAIR	23.5x40x33/40	2850	2975	3100	3225	3350	3475	2215	2350	2490
052 SOFA LEFT ARM	78x40x33/40	7540	7875	8215	8550	8890	9225	6015	6250	6490
053 SOFA RIGHT ARM	78x40x33/40	7540	7875	8215	8550	8890	9225	6015	6250	6490
056 CHAIR RIGHT ARM	31x40x33/40	3965	4125	4290	4450	4615	4775	3150	3300	3450
057 CHAIR LEFT ARM	31x40x33/40	3965	4125	4290	4450	4615	4775	3150	3300	3450

84000

FEATURES:

Wall hugger power recliners with full footrest. Manual adjustable headrest on all items. Seat cushions with shaped foam + 1" layer of memory foam on top; arm with memory foam. Stitching: Small thread in fabric & large flat thread in leather.

OPTIONS

*Motorized headrest: \$400 ea. *N/A on stationary items.

*Motorized headrest \$400 +** Lumbar support & heated back \$500= \$900 ea. (Only on recliner items with arm).

**Attn: with BACK 2: available only on 30"seat widths | with BACK 4: available only with 22" seat depth.

Battery Pack: \$400/ea.

Foam: Extra firm \$40/seat.

Arm 7: Choice of with or without "Wood Insert" in arm. If with wood insert, specify colour.

Leg on 7.25 Arm: Metal: LG064 square (chrome) or LG196 cylinder (Chrome or Matte Black). Wood: LG008 (specify color).

Seat Depth: 20" or 22".

HOME THEATRE Configurations

For Accessories, Cup holders & Configuration details, see page attached.

Accessory Dock : \$90 ea.

Cup Holders: Metal: \$100 ea. | LED lighted Cup Holder: \$100 ea. | *LED lighted Cup Holder with (1 or 2 motor) controls: \$140 ea.

*LED Light strip under seat: \$65/seat.

Description	L x D x H	Leather						Fabric		
		10	20	30 Bronx Hugo Illusion Tucson Utah Vintage Wild Laredo Yukon	40 Cavallo Princess Santiago Sensation Sunset Trina Victoria	50 Bull Cassiope Dublin	60 Caress Ultrasued	A	B COM	C alta
061 LOVESEAT RIGHT ARM	54x40x33/40	6090	6340	6590	6840	7090	7340	4865	5050	5240
071 ARMLESS RECLINING CHAIR	23.5x40x33/40	3865	4000	4140	4275	4415	4550	3290	3440	3590
095 APARTMENT SOFA	76x40x33/40	7715	8075	8440	8800	9165	9525	6175	6415	6650
096 APARTMENT SOFA LEFT ARM	68x40x33/40	6750	7025	7300	7575	7850	8125	5300	5525	5750
097 APARTMENT SOFA RIGHT ARM	68x40x33/40	6750	7025	7300	7575	7850	8125	5300	5525	5750
124 STORAGE OTTOMAN	30x22x17	1950	2000	2050	2100	2150	2200	1715	1765	1815
138 STRAIGHT ARM	10x36x24.5	1090	1175	1265	1350	1440	1525	925	965	1000
159 WEDGE STORAGE	11/27x36x24.5	1950	2025	2100	2175	2250	2325	1540	1575	1615
160 STRAIGHT STORAGE	11x36x24.5	1890	1950	2015	2075	2140	2200	1450	1500	1550
165 DOUBLE RECLINING CHAIR	45x40x33/40	6240	6490	6740	6990	7240	7490	5250	5415	5575
169 DOUBLE RECLINING CHAIR LEFT ARM	38x40x33/40	5225	5425	5625	5825	6025	6225	4390	4590	4790
170 DOUBLE RECLINING CHAIR RIGHT ARM	38x40x33/40	5225	5425	5625	5825	6025	6225	4390	4590	4790
171 ARMLESS DOUBLE RECLINING CHAIR	30.5x40x33/40	4140	4265	4390	4515	4640	4765	3465	3615	3765
173 DOUBLE LOUNGE CHAIR LEFT ARM	38x62x33/40	5025	5250	5475	5700	5925	6150	4025	4225	4425
174 DOUBLE LOUNGE CHAIR RIGHT ARM	38x62x33/40	5025	5250	5475	5700	5925	6150	4025	4225	4425
175 DOUBLE CHAIR LEFT ARM	38x40x33/40	4175	4400	4625	4850	5075	5300	3375	3540	3700
176 DOUBLE CHAIR RIGHT ARM	38x40x33/40	4175	4400	4625	4850	5075	5300	3375	3540	3700
177 ARMLESS DOUBLE CHAIR	30.5x40x33/40	3115	3275	3440	3600	3765	3925	2400	2540	2675

84000

FEATURES:

Wall hugger power recliners with full footrest. Manual adjustable headrest on all items. Seat cushions with shaped foam + 1" layer of memory foam on top; arm with memory foam. Stitching: Small thread in fabric & large flat thread in leather.

OPTIONS

*Motorized headrest: \$400 ea. *N/A on stationary items.

*Motorized headrest \$400 +** Lumbar support & heated back \$500= \$900 ea. (Only on recliner items with arm).

**Attn: with BACK 2: available only on 30"seat widths | with BACK 4: available only with 22" seat depth.

Battery Pack: \$400/ea.

Foam: Extra firm \$40/seat.

Arm 7: Choice of with or without "Wood Insert" in arm. If with wood insert, specify colour.

Leg on 7.25 Arm: Metal: LG064 square (chrome) or LG196 cylinder (Chrome or Matte Black). Wood: LG008 (specify color).

Seat Depth: 20" or 22".

HOME THEATRE Configurations

For Accessories, Cup holders & Configuration details, see page attached.

Accessory Dock : \$90 ea.

Cup Holders: Metal: \$100 ea. | LED lighted Cup Holder: \$100 ea. | *LED lighted Cup Holder with (1 or 2 motor) controls: \$140 ea.

*LED Light strip under seat: \$65/seat.

Description	L x D x H	Leather						Fabric		
		10	20	30 Bronx Hugo Illusion Tucson Utah Vintage Wild Laredo Yukon	40 Cavallo Princess Santiago Sensation Sunset Trina Victoria	50 Bull Cassiope Dublin	60 Caress Ultrasued	A	B COM	C alta
190 SMALL WEDGE STORAGE	11/21x36x24.5	1890	1950	2015	2075	2140	2200	1450	1500	1550
226 RECLINING LOUNGE CHAIR	38x62x33/40	6765	6925	7090	7250	7415	7575	5700	5850	6000
236 RECLINING LOUNGE CHAIR LEFT ARM	31x62x33/40	5675	5840	6000	6165	6325	6490	4775	4925	5075
237 RECLINING LOUNGE CHAIR RIGHT ARM	31x62x33/40	5675	5840	6000	6165	6325	6490	4775	4925	5075
238 RECLINING DBL LOUNGE CHAIR L-ARM	38x62x33/40	6075	6300	6525	6750	6975	7200	5090	5290	5490
239 RECLINING DBL LOUNGE CHAIR R-ARM	38x62x33/40	6075	6300	6525	6750	6975	7200	5090	5290	5490
240 RECLINING DBL LOUNGE CHAIR NO ARM	30.5x62x33/40	4990	5215	5440	5665	5890	6115	4165	4365	4565
242 RECLING LOUNGE CHAIR NO ARM	23.5x62x33/40	4590	4750	4915	5075	5240	5400	3850	4000	4150
248 RECLINING DBL LOUNGE CHAIR	45x62x33/40	7165	7390	7615	7840	8065	8290	6015	6215	6415
V51 WINE GLASS HOLDER	3.5 x 5.5 x 6.5	90	90	90	90	90	90	90	90	90
V52 PLASTIC SWIVEL TRAY	13 3/8 x 9 5/8	90	90	90	90	90	90	90	90	90
V53 WOOD IMITATION SWIVEL TRAY	19 x 10	150	150	150	150	150	150	150	150	150
V54 TABLET HOLDER	4.5 x 8 x 10	100	100	100	100	100	100	100	100	100
V55 FLEXIBLE SHAFT LIGHT	1.5x5x14 pli�/bent	90	90	90	90	90	90	90	90	90



EXECUTIVE Jaymar

HOME THEATRE COLLECTION

TO CONFIGURE YOUR CHAIR, YOU MUST SELECT 1 BACK, 1 SEAT AND 1 ARM.

Ex: Model # 84 211

84 2 1 1
BACK SEAT ARM



BACK SELECTION



BACK 1
WITH MANUAL HEADREST
OR ELECTRIC *

*Optional Lumbar Support & Heated Back, available on :

- Seat Width: 23" or 30"
- Seat Depth: 20" or 22"



BACK 2
WITH MANUAL HEADREST
OR ELECTRIC *

*Optional Lumbar Support & Heated Back, available on :

- Seat Width: **30"** wide only
- Seat Depth: 20" or 22"



BACK 4
WITH MANUAL HEADREST
OR ELECTRIC *

*Optional Lumbar Support & Heated Back, available on :

- Seat Width: 23" or 30"
- Seat Depth: **22"** only

SEAT



SEAT 1
FULL LEG POWER RECLINER SEAT

ARM SELECTION, all 7,25" wide



ARM 1

ARM 6

ARM 7

ARM 8

ARM 9

ITEM 138 STRAIGHT CENTER ARM



ARM C1

ARM C6

ARM C7

ARM C8

ARM C9

*Available in straight storage (160), wedge storage (159), and small wedge storage (190).

SPECIFICATIONS

- MANUAL ADJUSTABLE HEADREST OR ELECTRIC HEADREST
- FULL LEG POWER RECLINER
- WALL HUGGER MECHANISM
- SHAPED FOAM & MEMORY FOAM
- LARGE FLAT THREAD FOR COVERS IN LEATHER



BACK & SEAT WIDTH AVAILABLE IN 23" OR 30"




SEAT DEPTH AVAILABLE IN 20" OR 22"



Jaymar 
Proudly designed and made in Canada

ACCESSORIES

Accessory Dock



Wine Glass Holder



LED Lamp



Tablet Device Holder



Swivel Tray Table
Plastic finish



Swivel Tray Table
Wood finish - Choice of color



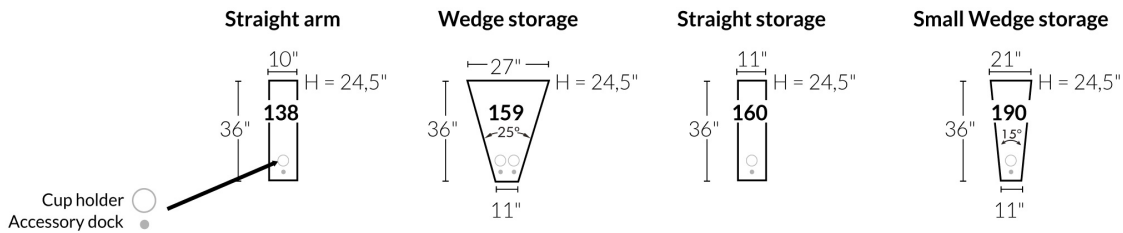
Items 138-159-160-190 and regular arm.

Accessory docks and cups are Optional.

Please specify on which arms you want the accessory docks and cup holders.

NB: Item 138-159-160-190 are unfinished on the sides, must be used between 2 seats.

Each storage item has 2 USB ports and one electrical outlet inside the storage.



CUP HOLDERS

Metallic - Matte black, silver or brown



LED illuminated - with or without control button (1 or 2 motors)



LED lighted Cupholder

LED lighted Cupholder with single motor control, USB port and LED baserail.

LED lighted Cupholder with double motor control, USB port and LED baserail.

N.A. with optional lumbar support & heated back.

N.A. with optional lumbar support & heated back.

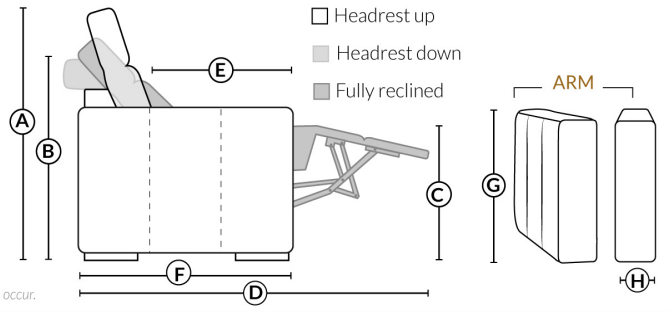


Jayman
HOME THEATRE COLLECTION

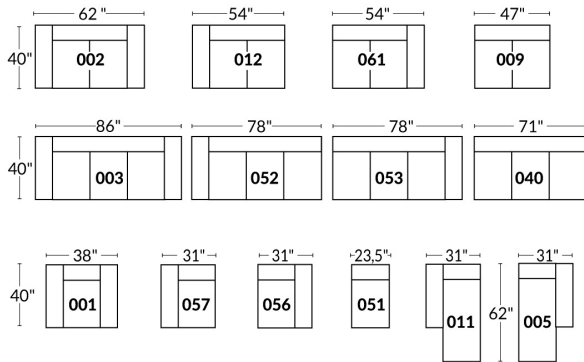
SPECIFICATIONS

- Ⓐ 40" Total Height
- Ⓑ 33" Height headrest down
- Ⓒ 19,5" Seat height
- Ⓓ 65" Depth fully reclined
- Ⓔ 20" or 22" Seat depth
- Ⓕ 37,5" Depth with headrest up
- Ⓖ 24,5" Arm Height
- Ⓗ 7,25" Arm Width

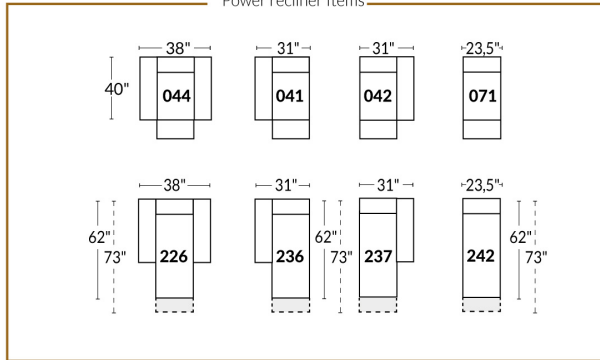
Our product is hand-made and minor variations can occur.



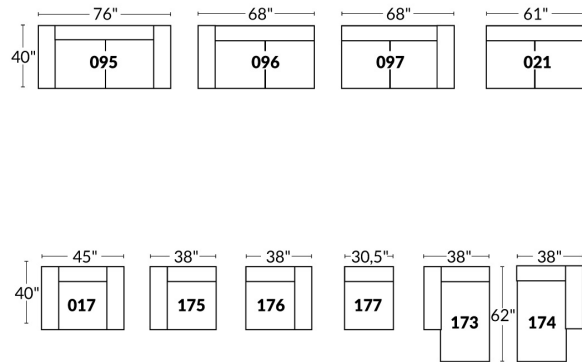
23" SEAT WIDTH



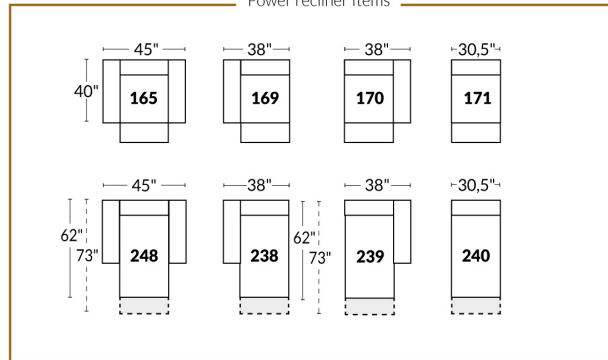
Power recliner Items



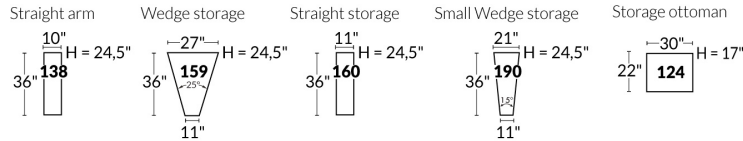
30" SEAT WIDTH



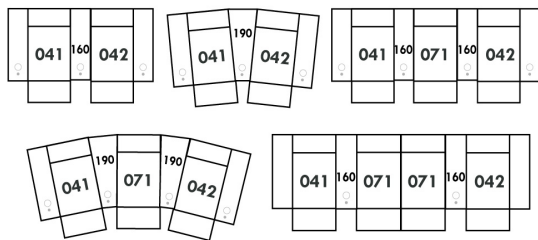
Power recliner Items



Others



23" EXAMPLES



30" EXAMPLES

