

84000

FEATURES:

Wall hugger power recliners with full footrest. Manual adjustable headrest on all items. Seat cushions with shaped foam + 1" layer of memory foam on top; arm with memory foam. Stitching: Small thread in fabric & large flat thread in leather.

OPTIONS

*Motorized headrest: \$200 ea. *N/A on stationary items.

*Motorized headrest \$200 + ** Lumbar support & heated back \$250= \$450 ea. (Only on recliner items with arm).

**Attn: with BACK 2: available only on 30" seat widths | with BACK 4: available only with 22" seat depth.

Battery Pack: \$200/ea.

Foam: Extra firm \$20/seat.

Arm 7: Choice of with or without "Wood Insert" in arm. If with wood insert, specify colour.

Leg on 7.25 Arm: Metal: LG064 square (chrome) or LG196 cylinder (Chrome or Matte Black). Wood: LG008 (specify color).

Seat Depth: 20" or 22".

HOME THEATRE Configurations

For Accessories, Cup holders & Configuration details, see page attached.

Accessory Dock : \$45 ea.

Cup Holders: Metal: \$50 ea. | LED lighted Cup Holder: \$50 ea. | *LED lighted Cup Holder with (1 or 2 motor) controls: \$70 ea.

*LED Light strip under seat: \$35/seat.

Description	L x D x H	Leather						Fabric		
		10	20	30 Bronx Hugo Illusion Tucson Utah Vintage Wild Laredo Yukon	40 Cavallo Princess Santiago Sensation Sunset Trina Victoria	50 Bull Cassiope Dublin	60 Caress Ultrasued	A	B COM	C alta
001 CHAIR	38x40x33/40	2485	2595	2710	2820	2935	3045	2015	2070	2125
002 LOVESEAT	62x40x33/40	3545	3690	3835	3975	4120	4265	2860	2950	3045
003 SOFA	86x40x33/40	4290	4475	4665	4850	5040	5225	3445	3560	3670
005 LOUNGE CHAIR RIGHT ARM	31x62x33/40	2320	2400	2485	2565	2645	2725	1850	1925	2000
009 ARMLESS LOVESEAT	47x40x33/40	2490	2575	2665	2750	2840	2925	1960	2060	2160
011 LOUNGE CHAIR LEFT ARM	31x62x33/40	2320	2400	2485	2565	2645	2725	1850	1925	2000
012 LOVESEAT LEFT ARM	54x40x33/40	3045	3170	3295	3420	3545	3670	2435	2525	2620
017 DOUBLE CHAIR	45x40x33/40	2600	2725	2850	2975	3100	3225	2100	2175	2250
021 APARTMENT SOFA NO ARM	61x40x33/40	2810	2935	3060	3185	3310	3435	2195	2300	2410
040 ARMLESS SOFA	71x40x33/40	3220	3365	3510	3650	3795	3940	2565	2675	2790
041 RECLINING CHAIR LEFT ARM	31x40x33/40	2475	2570	2665	2760	2850	2945	2110	2150	2195
042 RECLINING CHAIR RIGHT ARM	31x40x33/40	2475	2570	2665	2760	2850	2945	2110	2150	2195
044 RECLINER CHAIR	38x40x33/40	2990	3100	3215	3325	3440	3550	2520	2585	2645
051 ARMLESS CHAIR	23.5x40x33/40	1425	1490	1550	1615	1675	1740	1110	1175	1245
052 SOFA LEFT ARM	78x40x33/40	3770	3940	4110	4275	4445	4615	3010	3125	3245
053 SOFA RIGHT ARM	78x40x33/40	3770	3940	4110	4275	4445	4615	3010	3125	3245
056 CHAIR RIGHT ARM	31x40x33/40	1985	2065	2145	2225	2310	2390	1575	1650	1725
057 CHAIR LEFT ARM	31x40x33/40	1985	2065	2145	2225	2310	2390	1575	1650	1725

84000

FEATURES:

Wall hugger power recliners with full footrest. Manual adjustable headrest on all items. Seat cushions with shaped foam + 1" layer of memory foam on top; arm with memory foam. Stitching: Small thread in fabric & large flat thread in leather.

OPTIONS

*Motorized headrest: \$200 ea. *N/A on stationary items.

*Motorized headrest \$200 +** Lumbar support & heated back \$250= \$450 ea. (Only on recliner items with arm).

**Attn: with BACK 2: available only on 30"seat widths | with BACK 4: available only with 22" seat depth.

Battery Pack: \$200/ea.

Foam: Extra firm \$20/seat.

Arm 7: Choice of with or without "Wood Insert" in arm. If with wood insert, specify colour.

Leg on 7.25 Arm: Metal: LG064 square (chrome) or LG196 cylinder (Chrome or Matte Black). Wood: LG008 (specify color).

Seat Depth: 20" or 22".

HOME THEATRE Configurations

For Accessories, Cup holders & Configuration details, see page attached.

Accessory Dock : \$45 ea.

Cup Holders: Metal: \$50 ea. | LED lighted Cup Holder: \$50 ea. | *LED lighted Cup Holder with (1 or 2 motor) controls: \$70 ea.

*LED Light strip under seat: \$35/seat.

Description	L x D x H	Leather						Fabric		
		10	20	30 Bronx Hugo Illusion Tucson Utah Vintage Wild Laredo Yukon	40 Cavallo Princess Santiago Sensation Sunset Trina Victoria	50 Bull Cassiope Dublin	60 Caress Ultrasued	A	B COM	C alta
061 LOVESEAT RIGHT ARM	54x40x33/40	3045	3170	3295	3420	3545	3670	2435	2525	2620
071 ARMLESS RECLINING CHAIR	23.5x40x33/40	1935	2000	2070	2140	2210	2275	1645	1720	1795
095 APARTMENT SOFA	76x40x33/40	3860	4040	4220	4400	4585	4765	3090	3210	3325
096 APARTMENT SOFA LEFT ARM	68x40x33/40	3375	3515	3650	3790	3925	4065	2650	2765	2875
097 APARTMENT SOFA RIGHT ARM	68x40x33/40	3375	3515	3650	3790	3925	4065	2650	2765	2875
124 STORAGE OTTOMAN	30x22x17	975	1000	1025	1050	1075	1100	860	885	910
138 STRAIGHT ARM	10x36x24.5	545	590	635	675	720	765	465	485	500
159 WEDGE STORAGE	11/27x36x24.5	975	1015	1050	1090	1125	1165	770	790	810
160 STRAIGHT STORAGE	11x36x24.5	945	975	1010	1040	1070	1100	725	750	775
165 DOUBLE RECLINING CHAIR	45x40x33/40	3120	3245	3370	3495	3620	3745	2625	2710	2790
169 DOUBLE RECLINING CHAIR LEFT ARM	38x40x33/40	2615	2715	2815	2915	3015	3115	2195	2295	2395
170 DOUBLE RECLINING CHAIR RIGHT ARM	38x40x33/40	2615	2715	2815	2915	3015	3115	2195	2295	2395
171 ARMLESS DOUBLE RECLINING CHAIR	30.5x40x33/40	2070	2135	2195	2260	2320	2385	1735	1810	1885
173 DOUBLE LOUNGE CHAIR LEFT ARM	38x62x33/40	2515	2625	2740	2850	2965	3075	2015	2115	2215
174 DOUBLE LOUNGE CHAIR RIGHT ARM	38x62x33/40	2515	2625	2740	2850	2965	3075	2015	2115	2215
175 DOUBLE CHAIR LEFT ARM	38x40x33/40	2090	2200	2315	2425	2540	2650	1690	1770	1850
176 DOUBLE CHAIR RIGHT ARM	38x40x33/40	2090	2200	2315	2425	2540	2650	1690	1770	1850
177 ARMLESS DOUBLE CHAIR	30.5x40x33/40	1560	1640	1720	1800	1885	1965	1200	1270	1340



84000

FEATURES:

Wall hugger power recliners with full footrest. Manual adjustable headrest on all items. Seat cushions with shaped foam + 1" layer of memory foam on top; arm with memory foam. Stitching: Small thread in fabric & large flat thread in leather.

OPTIONS

*Motorized headrest: \$200 ea. *N/A on stationary items.

*Motorized headrest \$200 +** Lumbar support & heated back \$250= \$450 ea. (Only on recliner items with arm).

**Attn: with BACK 2: available only on 30"seat widths | with BACK 4: available only with 22" seat depth.

Battery Pack: \$200/ea.

Foam: Extra firm \$20/seat.

Arm 7: Choice of with or without "Wood Insert" in arm. If with wood insert, specify colour.

Leg on 7.25 Arm: Metal: LG064 square (chrome) or LG196 cylinder (Chrome or Matte Black). Wood: LG008 (specify color).

Seat Depth: 20" or 22".

HOME THEATRE Configurations

For Accessories, Cup holders & Configuration details, see page attached.

Accessory Dock : \$45 ea.

Cup Holders: Metal: \$50 ea. | LED lighted Cup Holder: \$50 ea. | *LED lighted Cup Holder with (1 or 2 motor) controls: \$70 ea.

*LED Light strip under seat: \$35/seat.

Description	L x D x H	Leather						Fabric		
		10	20	30 Bronx Hugo Illusion Tucson Utah Vintage Wild Laredo Yukon	40 Cavallo Princess Santiago Sensation Sunset Trina Victoria	50 Bull Cassiope Dublin	60 Caress Ultrasued	A	B COM	C alta
190 SMALL WEDGE STORAGE	11/21x36x24.5	945	975	1010	1040	1070	1100	725	750	775
226 RECLINING LOUNGE CHAIR	38x62x33/40	3385	3465	3545	3625	3710	3790	2850	2925	3000
236 RECLINING LOUNGE CHAIR LEFT ARM	31x62x33/40	2840	2920	3000	3085	3165	3245	2390	2465	2540
237 RECLINING LOUNGE CHAIR RIGHT ARM	31x62x33/40	2840	2920	3000	3085	3165	3245	2390	2465	2540
238 RECLINING DBL LOUNGE CHAIR L-ARM	38x62x33/40	3040	3150	3265	3375	3490	3600	2545	2645	2745
239 RECLINING DBL LOUNGE CHAIR R-ARM	38x62x33/40	3040	3150	3265	3375	3490	3600	2545	2645	2745
240 RECLINING DBL LOUNGE CHAIR NO ARM	30.5x62x33/40	2495	2610	2720	2835	2945	3060	2085	2185	2285
242 RECLING LOUNGE CHAIR NO ARM	23.5x62x33/40	2295	2375	2460	2540	2620	2700	1925	2000	2075
248 RECLINING DBL LOUNGE CHAIR	45x62x33/40	3585	3695	3810	3920	4035	4145	3010	3110	3210
V51 WINE GLASS HOLDER	3.5 x 5.5 x 6.5	45	45	45	45	45	45	45	45	45
V52 PLASTIC SWIVEL TRAY	13 3/8 x 9 5/8	45	45	45	45	45	45	45	45	45
V53 WOOD IMITATION SWIVEL TRAY	19 x 10	75	75	75	75	75	75	75	75	75
V54 TABLET HOLDER	4.5 x 8 x 10	50	50	50	50	50	50	50	50	50
V55 FLEXIBLE SHAFT LIGHT	1.5x5x14 pli�/bent	45	45	45	45	45	45	45	45	45



EXECUTIVE Jaymar

HOME THEATRE COLLECTION

TO CONFIGURE YOUR CHAIR, YOU MUST SELECT 1 BACK, 1 SEAT AND 1 ARM.

Ex: Model # 84 211

84 2 1 1
BACK SEAT ARM



BACK SELECTION



BACK 1
WITH MANUAL HEADREST
OR ELECTRIC *

*Optional Lumbar Support & Heated Back, available on :

- Seat Width: 23" or 30"
- Seat Depth: 20" or 22"



BACK 2
WITH MANUAL HEADREST
OR ELECTRIC *

*Optional Lumbar Support & Heated Back, available on :

- Seat Width: **30"** wide only
- Seat Depth: 20" or 22"



BACK 4
WITH MANUAL HEADREST
OR ELECTRIC *

*Optional Lumbar Support & Heated Back, available on :

- Seat Width: 23" or 30"
- Seat Depth: **22"** only

SEAT



SEAT 1
FULL LEG POWER RECLINER SEAT

ARM SELECTION, all 7,25" wide



ARM 1

ARM 6

ARM 7

ARM 8

ARM 9

ITEM 138 STRAIGHT CENTER ARM



ARM C1

ARM C6

ARM C7

ARM C8

ARM C9

*Available in straight storage (160), wedge storage (159), and small wedge storage (190).

SPECIFICATIONS

- MANUAL ADJUSTABLE HEADREST OR ELECTRIC HEADREST
- FULL LEG POWER RECLINER
- WALL HUGGER MECHANISM
- SHAPED FOAM & MEMORY FOAM
- LARGE FLAT THREAD FOR COVERS IN LEATHER



BACK & SEAT WIDTH AVAILABLE IN 23" OR 30"




SEAT DEPTH AVAILABLE IN 20" OR 22"



Jaymar 
Proudly designed and made in Canada

ACCESSORIES

Accessory Dock



Wine Glass Holder



LED Lamp



Tablet Device Holder



Swivel Tray Table
Plastic finish



Swivel Tray Table
Wood finish - Choice of color



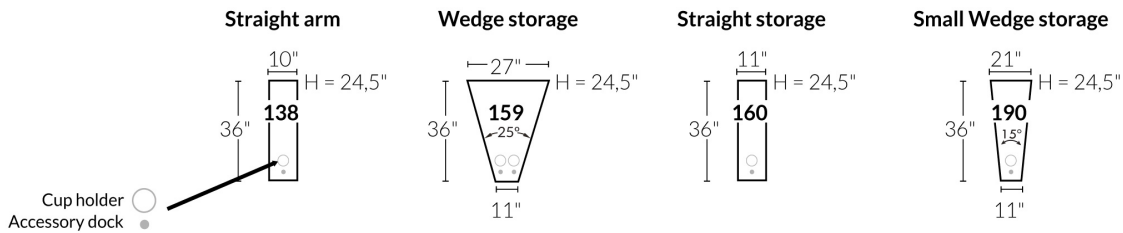
Items 138-159-160-190 and regular arm.

Accessory docks and cups are Optional.

Please specify on which arms you want the accessory docks and cup holders.

NB: Item 138-159-160-190 are unfinished on the sides, must be used between 2 seats.

Each storage item has 2 USB ports and one electrical outlet inside the storage.



CUP HOLDERS

Metallic - Matte black, silver or brown



LED illuminated - with or without control button (1 or 2 motors)



LED lighted Cupholder

LED lighted Cupholder with single motor control, USB port and LED baserail.

LED lighted Cupholder with double motor control, USB port and LED baserail.

N.A. with optional lumbar support & heated back.

N.A. with optional lumbar support & heated back.

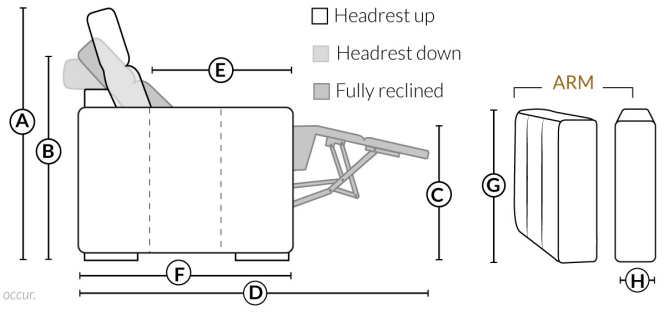


Jayman
HOME THEATRE COLLECTION

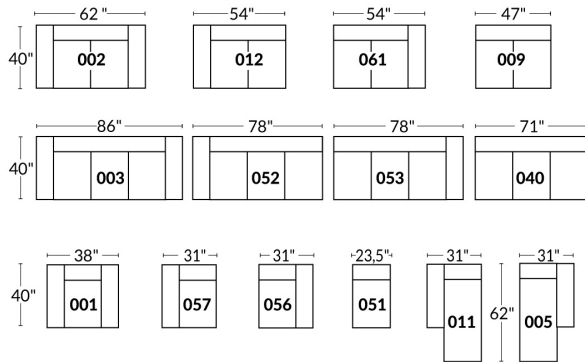
SPECIFICATIONS

- Ⓐ 40" Total Height
- Ⓑ 33" Height headrest down
- Ⓒ 19,5" Seat height
- Ⓓ 65" Depth fully reclined
- Ⓔ 20" or 22" Seat depth
- Ⓕ 37,5" Depth with headrest up
- Ⓖ 24,5" Arm Height
- Ⓗ 7,25" Arm Width

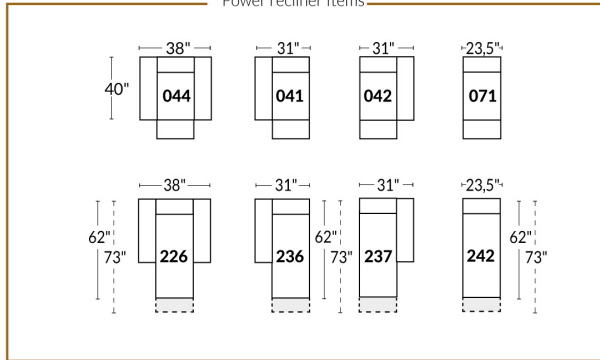
Our product is hand-made and minor variations can occur.



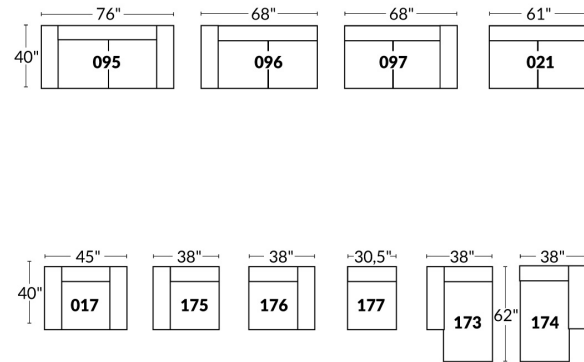
23" SEAT WIDTH



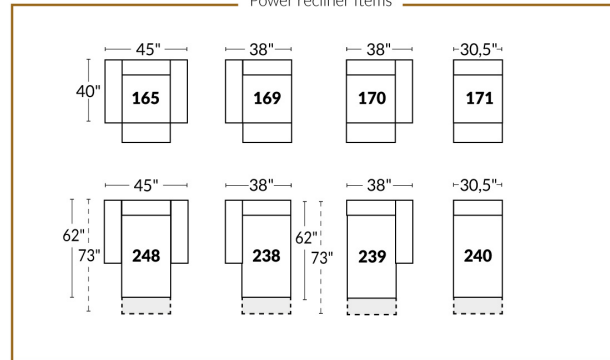
Power recliner Items



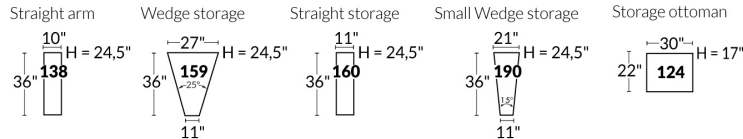
30" SEAT WIDTH



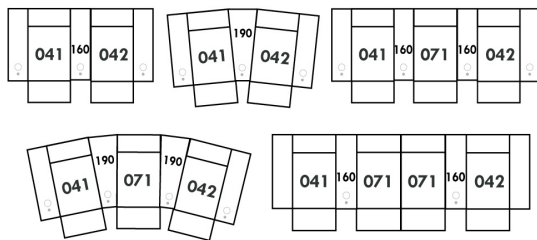
Power recliner Items



Others



23" EXAMPLES



30" EXAMPLES

